








Daily Outlook

GLOBAL MARKETS & ECONOMIES | WEEKLY ECONOMIC INDICATORS | CURRENCIES | PRECIOUS METAL | OIL |

Counter	News	Trend	Support	Resistance
 EURUSD	EURUSD – Harga naik setelah Euro kembali menguat ke level tertinggi lebih dari tiga minggu terhadap USD, setelah pejabat Bank Sentral Eropa berdebat untuk pengetatan moneter agresif lebih lanjut, sedangkan USD kembali menyentuh level terendah dalam dua minggu karena kegelisahaan investor menjelang rilisnya data inflasi AS dan karena bank sentral di luar Amerika Serikat tampak semakin hawkish. <i>Resistance di 1.0189, support di 1.0054</i>	↑	1.0054	1.0189
 USDJPY	USDJPY – Harga yen menguat terhadap USD yang jatuh ke level terendah dalam lebih dari dua minggu menjelang rilis data inflasi AS hari ini dan bank sentral di luar AS menjadi semakin hawkish. <i>Resistance 143.47, support 142.14</i>	↓	142.14	143.47
 USDCHF	USDCHF – Harga turun setelah USD kembali menyentuh level terendah dalam dua minggu karena kegelisahaan investor menjelang rilisnya data inflasi AS dan karena bank sentral di luar Amerika Serikat tampak semakin hawkish. <i>Resistance utama 0.9590, support 0.9491</i>	↓	0.9491	0.9590
 GBPUSD	GBPUSD – Harga naik setelah USD kembali menyentuh level terendah dalam dua minggu karena kegelisahaan investor menjelang rilisnya data inflasi AS dan karena bank sentral di luar Amerika Serikat tampak semakin hawkish. <i>Resistance utama 1.1726, support 1.1616</i>	↑	1.1616	1.1726
 AUDUSD	AUDUSD – Harga naik karena sentimen risiko yang lebih kuat dan USD jatuh ke level terendah dalam lebih dari dua minggu menjelang rilis data inflasi AS hari ini dan bank sentral di luar AS menjadi semakin hawkish. <i>Resistance 0.6915, support 0.6840</i>	↑	0.6840	0.6915
 XAUUSD	XAUUSD – Harga emas melonjak sekitar 1% dan perak naik lebih dari 5%, didorong oleh dolar yang lebih lemah dan imbal hasil Treasury AS turun karena investor menunggu rilis data inflasi AS hari ini untuk petunjuk laju kenaikan suku bunga oleh Federal Reserve. <i>Resistance 1735.74, support 1712.59</i>	↑	1712.59	1735.74
 CLc1 (WTI)	Oil – Harga minyak ditutup lebih tinggi, menghilangkan ekspektasi permintaan yang lebih lemah karena kekhawatiran pasokan meningkat menjelang musim dingin. <i>Resistance 89.71, support 85.78</i>	↑	85.78	89.71

ECONOMIC INDICATORS

DATE	WIB	CTY	INDICATORS	PER	ACTUAL	FORECAST	PREV.	REV.
Mon/12-Sep-22	All	CN	Bank Holiday (Mid-Autumn Moon Festival)					
	All	HK	Bank Holiday (Mid-Autumn Moon Festival)					
	All	KR	Chuseok – Thanksgiving Day)					
	13:00	JP	Machine Tool Orders YoY	Aug P	10.7%	--	5.5%	--
	13:00	GB	Monthly GDP (MoM)	Jul	0.2%	0.4%	-0.6%	--
	13:00	GB	Monthly GDP (3M/3M)	Jul	0.0%	0.1%	0.4%	-0.1%
	13:00	GB	Construction Output MoM	Jul	-0.8%	0.5%	-1.4%	--
	13:00	GB	Construction Output YoY	Jul	4.3%	5.6%	4.1%	--
	13:00	GB	Industrial Production MoM	Jul	-0.3%	0.4%	-0.9%	--
	13:00	GB	Industrial Production YoY	Jul	1.1%	1.9%	2.4%	--
	13:00	GB	Manufacturing Production MoM	Jul	0.1%	0.4%	-1.6%	--
	13:00	GB	Manufacturing Production YoY	Jul	1.1%	1.6%	1.3%	--
	13:00	GB	Index of Services MoM	Jul	--	--	-0.5%	--
	13:00	GB	Index of Services 3M/3M	Jul	-0.2%	-0.2%	-0.4%	--
	13:00	GB	Visible Trade Balance GBP/Mn	Jul	£-19362m	£-22400m	£22847m	--
	13:00	GB	Trade Balance GBP/Mn	Jul	£-7793m	--	£-11387m	--
	13:00	GB	Visible Trade Balance Ex Precious Metals	Jul	£-10190m	--	£-22084m	£-12290m
	13:00	GB	Trade Balance Ex Precious Metals	Jul		--	£10624m	--
	14:30	EZ	ECB's Guindos Speaks					
	19:00	EZ	ECB's Schnabel Speaks					
21:00	DE	Current Account Balance	Jul	€5b	--	€16.2b	--	
Tue/13-Sep-22	04:00	NZ	REINZ House Sales YoY	Aug		--	-36.7%	--
	06:50	JP	PPI YoY	Aug		8.9%	8.6%	--
	06:50	JP	PPI MoM	Aug		0.3%	0.4%	--
	06:50	JP	BSI Large Manufacturing QoQ	3Q		--	-9.9	--
	06:50	JP	BSI Large All Industry QoQ	3Q		--	-0.9	--
	07:30	AU	Westpac Consumer Conf Index	Sep		--	81.2	--
	07:30	AU	Westpac Consumer Conf SA MoM	Sep		--	-3%	--
	08:30	AU	NAB Business Conditions	Aug		--	20	--
	08:30	AU	NAB Business Confidence	Aug		--	7	--
	13:00	DE	CPI MoM	Aug F		0.3%	0.3%	--
	13:00	DE	CPI YoY	Aug F		7.9%	7.9%	--
	13:00	DE	CPI EU Harmonized MoM	Aug F		0.4%	0.4%	--
	13:00	DE	CPI EU Harmonized YoY	Aug F		8.8%	8.8%	--
	13:00	GB	Payrolled Employees Monthly Change	Aug		--	73k	--
	13:00	GB	Claimant Count Rate	Aug		--	3.9%	--
	13:00	GB	Jobless Claims Change	Aug		--	-10.6k	--
	13:00	GB	Average Weekly Earnings 3M/YoY	Jul		--	5.1%	--
	13:00	GB	Weekly Earnings ex Bonus 3M/YoY	Jul		--	4.7%	--
	13:00	GB	ILO Unemployment Rate 3Mths	Jul		3.7%	3.8%	--
	13:00	GB	Employment Change 3M/3M	Jul		--	160k	--
	13:30	CH	Producer & Import Prices MoM	Aug		--	-0.1%	--
	13:30	CH	Producer & Import Prices YoY	Aug		--	6.3%	--
	16:00	EZ	ZEW Survey Expectations	Sep		--	-54.9	--
	16:00	DE	ZEW Survey Expectations	Sep		-60	-55.3	--
	16:00	DE	ZEW Survey Current Situation	Sep		-50.1	-47.6	--
	17:00	US	NFIB Small Business Optimism	Aug		90.5	89.9	--
	19:30	US	CPI MoM	Aug		-0.1%	0.0%	--
	19:30	US	CPI Ex Food and Energy MoM	Aug		0.3%	0.3%	--
19:30	US	CPI YoY	Aug		8.1%	8.5%	--	
19:30	US	CPI Ex Food and Energy YoY	Aug		6.1%	5.9%	--	
19:30	US	CPI Index NSA	Aug		295.812	296.276	--	
19:30	US	CPI Core Index SA	Aug		--	295.275	--	
19:30	US	Real Avg Hourly Earning YoY	Aug		--	-3%	--	
19:30	US	Real Avg Weekly Earnings YoY	Aug		--	-3.6%	--	
Wed/14-Sep-22	01:00	US	Monthly Budget Statement	Aug		--	-\$211.1b	--
	05:45	NZ	BoP Current Account Balance NZD	2Q		-4.401b	-6.143b	--
	05:45	NZ	Current Account GDP Ratio YTD	2Q		-7.5%	-6.5%	--
	06:50	JP	Core Machine Orders MoM	Jul		-0.6%	0.9%	--
	06:50	JP	Core Machine Orders YoY	Jul		6.6%	6.5%	--

	11:30	JP	Industrial Production MoM	Jul F		--	1%	--
	11:30	JP	Industrial Production YoY	Jul F		--	-1.8%	--
	13:00	GB	CPIH YoY	Aug		--	8.8%	--
	13:00	GB	CPI MoM	Aug		--	0.6%	--
	13:00	GB	CPI YoY	Aug		10.4%	10.1%	--
	13:00	GB	CPI Core YoY	Aug		--	6.2%	--
	13:00	GB	Retail Price Index	Aug		--	343.2	--
	13:00	GB	RPI MoM	Aug		--	0.9%	--
	13:00	GB	RPI YoY	Aug		--	12.3%	--
	13:00	GB	RPI Ex Mort Int.Payments (YoY)	Aug		--	12.3%	--
	13:00	GB	PPI Output NSA MoM	Aug		--	1.6%	--
	13:00	GB	PPI Output NSA YoY	Aug		--	17.1%	--
	13:00	GB	PPI Input NSA MoM	Aug		--	0.1%	--
	13:00	GB	PPI Input NSA YoY	Aug		--	22.6%	--
	15:30	HK	Industrial Production YoY	2Q		--	-1.2%	--
	15:30	HK	PPI YoY	2Q		--	2.3%	--
	15:30	GB	House Price Index YoY	Jul		--	7.8%	--
	16:00	EZ	Industrial Production SA MoM	Jul		-0.7%	0.7%	--
	16:00	EZ	Industrial Production WDA YoY	Jul		1.2%	2.4%	--
	19:30	CA	Manufacturing Sales MoM	Jul		--	-0.8%	--
	19:30	US	PPI Ex Food and Energy YoY	Aug		7%	7.6%	--
	19:30	US	PPI Final Demand MoM	Aug		0.0%	-0.5%	--
	19:30	US	PPI Ex Food and Energy MoM	Aug		0.3%	0.2%	--
	19:30	US	PPI Ex Food, Energy, Trade MoM	Aug		--	0.2%	--
	19:30	US	PPI Final Demand YoY	Aug		8.9%	9.8%	--
	19:30	US	PPI Ex Food, Energy, Trade YoY	Aug		--	5.8%	--
	21:30	US	DOE U.S. Crude Oil Inventories	9-Sep		--	8845k	--
	21:30	US	DOE Cushing OK Crude Inventory	9-Sep		--	-501k	--
	21:30	US	DOE U.S. Gasoline Inventories	9-Sep		--	333k	--
	21:30	US	DOE U.S. Distillate Inventory	9-Sep		--	95k	--
	21:30	US	DOE U.S. Refinery Utilization	9-Sep		--	-1.8%	--
Thu/15-Sep-22	05:45	NZ	GDP YoY	2Q		-0.1%	1.2%	--
	05:45	NZ	GDP SA QoQ	2Q		1%	-0.2%	--
	06:50	JP	Trade Balance	Aug		-¥2381.3b	¥1436.8b	--
	06:50	JP	Trade Balance Adjusted	Aug		-¥2031.3b	¥2133.3b	--
	06:50	JP	Exports YoY	Aug		24.4%	19%	--
	06:50	JP	Imports YoY	Aug		46.8%	47.2%	--
	08:00	AU	Consumer Inflation Expectation	Sep		--	5.90%	--
	08:30	AU	Employment Change	Aug		37.5k	-40.9k	--
	08:30	AU	Unemployment Rate	Aug		3.4%	3.4%	--
	08:30	AU	Participation Rate	Aug		66.5%	66.4%	--
	08:30	AU	Full Time Employment Change	Aug		--	-86.9k	--
	08:30	AU	Part Time Employment Change	Aug		--	46.0k	--
	11:30	JP	Tertiary Industry Index MoM	Jul		-0.1%	-0.2%	--
	16:00	EZ	Trade Balance SA	Jul		--	-30.8b	--
	16:00	EZ	Trade Balance NSA	Jul		--	-24.6b	--
	16:15	EZ	ECB's Guindos Speaks					
	18:00	EZ	ECB's Centeno Speaks					
	18:00	GB	Bank of England Bank Rate	15-Sep		2.28%	1.75%	--
	19:30	US	Initial Jobless Claims	10-Sep		--	222k	--
	19:30	US	Empire Manufacturing	Sep		-15.5	-31.3	--
	19:30	US	Retail Sales Advance MoM	Aug		0.0%	0.0%	--
	19:30	US	Continuing Claims	3-Sep		--	1473k	--
	19:30	US	Retail Sales Ex Auto MoM	Aug		0.0%	0.4%	--
	19:30	US	Retail Sales Ex Auto and Gas	Aug		0.9%	0.7%	--
	19:30	US	Retail Sales Control Group	Aug		0.6%	0.8%	--
	19:30	US	Philadelphia Fed Business Outlook	Sep		2	6.2	--
	19:30	US	Import Price Index MoM	Aug		-1.3%	-1.4%	--
	19:30	US	Import Price Index ex Petroleum MoM	Aug		--	-0.7%	--
	19:30	US	Import Price Index YoY	Aug		--	8.8%	--
	19:30	US	Export Price Index MoM	Aug		--	-3.3%	--
	19:30	US	Export Price Index YoY	Aug		--	13.1%	--
	20:00	CA	Existing Home Sales MoM	Aug		--	-5.3%	--
	20:15	US	Industrial Production MoM	Aug		0.2%	0.6%	--

	20:15	US	Manufacturing (SIC) Production	Aug		0.0%	0.7%	--
	21:00	US	Business Inventories	Jul		0.6%	1.4%	--
Fri/16-Sep-22	05:30	NZ	BusinessNZ Manufacturing PMI	Aug		--	52.7	--
	09:00	CN	Industrial Production YoY	Aug		3.8%	3.8%	--
	09:00	CN	Industrial Production YTD YoY	Aug		3.6%	3.5%	--
	09:00	CN	Retail Sales YoY	Aug		3.2%	2.7%	--
	09:00	CN	Retail Sales YTD YoY	Aug		0.2%	-0.2%	--
	09:00	CN	Surveyed Jobless Rate	Aug		5.4%	5.4%	--
	13:00	GB	Retail Sales Inc Auto Fuel MoM	Aug		--	0.3%	--
	13:00	GB	Retail Sales Inc Auto Fuel YoY	Aug		--	-3.4%	--
	13:00	GB	Retail Sales Ex Auto Fuel MoM	Aug		--	0.4%	--
	13:00	GB	Retail Sales Ex Auto Fuel YoY	Aug		--	-3%	--
	16:00	EZ	CPI YoY	Aug F		9.1%	9.1%	--
	16:00	EZ	CPI MoM	Aug F		--	0.5%	--
	16:00	EZ	CPI Core YoY	Aug F		4.3%	4.3%	--
	19:15	CA	Housing Starts	Aug		--	275.3k	--
	19:30	CA	Wholesale Trade Sales MoM	Jul		--	0.1%	--
	21:00	US	U. of Mich. Sentiment	Sep P		59.3	58.2	--
	21:00	US	U. of Mich. Current Conditions	Sep P		--	58.6	--
	21:00	US	U. of Mich. Expectations	Sep P		--	58	--
	21:00	US	U. of Mich. 1 Yr Inflation	Sep P		--	4.8%	--
	21:00	US	U. of Mich. 5-10 Yr Inflation	Sep P		--	2.9%	--
Sat/17-Sep-22	00:00	US	Baker Hughes U.S. Rig Count	16-Sep		--	--	--



EUR/USD

Interest Rate: 0.50% (EU)/2.25%-2.50% (US)



RESISTANCE	1.03254	
	1.02611	
	1.01899	
SUPPORT	1.00544	
	0.99901	
	0.99189	
SUGGESTION	BUY	1.0090
	SELL	---
	S/L	1.0040
	T/P:	1.0190 1.0240

DATE	OPEN	HIGH	LOW	RANGE	CLOSE	CHANGE	PREVIOUS
Sep 12	1.00668	1.01969	1.00614	135,5	1.01186	↑ 73,6	1.00450

WEEKLY		SEPTEMBER		2022	
HIGH	LOW	HIGH	LOW	HIGH	LOW
1.01969 (12/Sep)	1.00614 (12/Sep)	1.01969 (12/Sep)	0.98631 (06/Sep)	1.14941 (10/Feb)	0.98631 (06/Sep)

All price & chart based on Valbury MT4 Platform

USDJPY

Interest Rate: 2.25%-2.50% (US)/-0.10% (JP)



RESISTANCE	144.816	
	144.152	
	143.479	
SUPPORT	142.142	
	141.478	
	140.805	
SUGGESTION	BUY	---
	SELL	142.85
	S/L	143.45
	T/P:	142.15 141.55

DATE	OPEN	HIGH	LOW	RANGE	CLOSE	CHANGE	PREVIOUS
Sep 12	142.651	143.488	142.151	133,7	142.806	↑ 15,0	142.656

WEEKLY		SEPTEMBER		2022	
HIGH	LOW	HIGH	LOW	HIGH	LOW
143.488 (12/Sep)	142.151 (12/Sep)	144.980 (07/Sep)	139.016 (01/Sep)	144.980 (07/Sep)	113.463 (24/Jan)

GBP/USD

Interest Rate: 1.25% (GB)/ 2.25%-2.50% (US)



RESISTANCE	1.18359	
	1.17728	
	1.17261	
SUPPORT	1.16163	
	1.15532	
	1.15065	
SUGGESTION	BUY	1.1660
	SELL	---
	S/L	1.1615
	T/P:	1.1730 1.1760

DATE	OPEN	HIGH	LOW	RANGE	CLOSE	CHANGE	PREVIOUS
Sep 12	1.16096	1.17096	1.15998	109,8	1.16795	↑ 89,2	1.15903

WEEKLY		SEPTEMBER		2022	
HIGH	LOW	HIGH	LOW	HIGH	LOW
1.17096 (12/Sep)	1.15998 (12/Sep)	1.17096 (12/Sep)	1.14043 (07/Sep)	1.37477 (13/Jan)	1.14043 (07/Sep)

All price & chart based on Valbury MT4 Platform

USD/CHF

Interest Rate: 2.25%-2.50% (US)/ -0.25% (CH)



RESISTANCE	0.96902	
	0.96487	
	0.95909	
SUPPORT	0.94916	
	0.94501	
	0.93923	
SUGGESTION	BUY	---
	SELL	0.9550
	S/L	0.9595
	T/P:	0.9480 0.9450

DATE	OPEN	HIGH	LOW	RANGE	CLOSE	CHANGE	PREVIOUS
Sep 12	0.96054	0.96073	0.95080	99,3	0.95330	↓ 72,8	0.96058

WEEKLY		SEPTEMBER		2022	
HIGH	LOW	HIGH	LOW	HIGH	LOW
0.96073 (12/Sep)	0.95080 (12/Sep)	0.98686 (07/Sep)	0.95080 (12/Sep)	1.00634 (16/May)	0.90908 (13/Jan)

AUD/USD

Interest Rate: 2.35% (AU)/ 2.25%-2.50% (US)



DATE	OPEN	HIGH	LOW	RANGE	CLOSE	CHANGE	PREVIOUS
Sep 12	0.68472	0.68986	0.68232	75,4	0.68869	↑ 42,7	0.68442

WEEKLY		SEPTEMBER		2022	
HIGH	LOW	HIGH	LOW	HIGH	LOW
0.68986 (12/Sep)	0.68232 (12/Sep)	0.68986 (12/Sep)	0.66981 (07/Sep)	0.76603 (05/Apr)	0.66806 (14/Jul)

All price & chart based on Valbury MT4 Platform

NZD/USD

Interest Rate: 3.00% (NZ)/ 2.25%-2.50% (US)



DATE	OPEN	HIGH	LOW	RANGE	CLOSE	CHANGE	PREVIOUS
Sep 12	0.61131	0.61566	0.60961	60,5	0.61343	↑ 28,0	0.61063

WEEKLY		SEPTEMBER		2022	
HIGH	LOW	HIGH	LOW	HIGH	LOW
0.61566 (12/Sep)	0.60961 (12/Sep)	0.61566 (12/Sep)	0.59955 (07/Sep)	0.70331 (05/Apr)	0.59955 (07/Sep)

USD/CAD

Interest Rate: 2.25%-2.50% (US)/ 3.25% (CA)



DATE	OPEN	HIGH	LOW	RANGE	CLOSE	CHANGE	PREVIOUS
Sep 12	1.30211	1.30354	1.29626	72,8	1.29853	↓ 35,9	1.30212

WEEKLY		SEPTEMBER		2022	
HIGH	LOW	HIGH	LOW	HIGH	LOW
1.30354 (12/Sep)	1.29626 (12/Sep)	1.32078 (07/Sep)	1.29626 (12/Sep)	1.32222 (14/Jul)	1.24016 (05/Apr)

All price & chart based on Valbury MT4 Platform

EURJPY

Interest Rate: 0.00% (EU)/-0.10% (JP)



DATE	OPEN	HIGH	LOW	RANGE	CLOSE	CHANGE	PREVIOUS
Sep 12	143.616	145.629	143.449	218,0	144.507	↑ 119,5	143.312

WEEKLY		SEPTEMBER		2022	
HIGH	LOW	HIGH	LOW	HIGH	LOW
145.629 (12/Sep)	143.449 (12/Sep)	145.629 (12/Sep)	138.682 (05/Sep)	145.629 (12/Sep)	124.384 (07/Mar)

GOLD (XAU/USD)



RESISTANCE	1758.89	
	1746.93	
	1735.74	
SUPPORT	1712.59	
	1700.63	
	1689.44	
SUGGESTION	BUY	1723.00
	SELL	---
	S/L	1712.00
	T/P:	1735.00 1746.00

DATE	OPEN	HIGH	LOW	RANGE	CLOSE	CHANGE	PREVIOUS
Sep 12	1719.26	1734.97	1711.82	23.15	1724.56	↑ 8.49	1716.07

WEEKLY		SEPTEMBER		2022	
HIGH	LOW	HIGH	LOW	HIGH	LOW
1734.97 (12/Sep)	1711.82 (12/Sep)	1734.97 (12/Sep)	1688.66 (01/Sep)	2070.27 (08/Mar)	1680.78 (21/Jul)

All price & chart based on Valbury MT4 Platform

SILVER – XAG/USD



RESISTANCE	21.400	
	20.694	
	20.234	
SUPPORT	19.068	
	18.362	
	17.902	
SUGGESTION	BUY	19.60
	SELL	---
	S/L	19.05
	T/P:	20.20 20.65

DATE	OPEN	HIGH	LOW	RANGE	CLOSE	CHANGE	PREVIOUS
Sep 12	18.942	19.989	18.823	1.166	19.774	↑ 0.992	18.782

WEEKLY		SEPTEMBER		2022	
HIGH	LOW	HIGH	LOW	HIGH	LOW
19.989 (12/Sep)	18.823 (12/Sep)	19.989 (12/Sep)	17.536 (01/Sep)	26.927 (08/Mar)	17.536 (01/Sep)

OIL WTI – CL-OKT/USD
(Exp. 16 September 2022)



DATE	OPEN	HIGH	LOW	RANGE	CLOSE	CHANGE	PREVIOUS
Sep 12	86.25	89.10	85.17	3.93	88.06	↑ 1.96	86.10

WEEKLY		SEPTEMBER		2022	
HIGH	LOW	HIGH	LOW	HIGH	LOW
89.10 (12/Sep)	85.17 (12/Sep)	90.39 (05/Sep)	81.21 (08/Sep)	130.57 (07/Mar)	74.27 (03/Jan)

All price & chart based on Valbury MT4 Platform

VALBURY e-CAPITAL LTD.



DISCLAIMER:

The information contained above is intended to provide general information and does not constitute or purports to be a financial advice, investment advice, trading advice, or any other advice. Any strategies, views or opinions expressed above are not intended to be presented as an offer or solicitation for the purchase or sale of any financial instrument. Client should seek personal professional advice before making any decisions. The client should ensure that financial instruments are suitable for his/her own individual objectives, financial situation and investment needs. This report is prepared for the use of Valbury e-Capital clients. The reproduction and redistribution of this material is strictly prohibited

VALBURY e-CAPITAL LTD.