








## Daily Outlook

GLOBAL MARKETS & ECONOMIES | WEEKLY ECONOMIC INDICATORS | CURRENCIES | PRECIOUS METAL | OIL |

Counter	News	Trend	Support	Resistance
 <b>EURUSD</b>	<b>EURUSD</b> – Harga naik setelah franc Swiss melemah terhadap USD dan Euro setelah bank sentral Swiss menaikkan suku bunga sebesar 75 bps, ketika beberapa telah membicarakan kemungkinan pergerakan poin persentase penuh. <i>Resistance Resistance di 0.9890, support di 0.9791</i>	↓	0.9791	0.9890
 <b>USDJPY</b>	<b>USDJPY</b> – Harga yen melonjak secara menyeluruh setelah otoritas moneter Jepang melakukan intervensi di pasar valuta asing untuk meningkatkan mata uang yang terus melemah untuk pertama kalinya sejak tahun 1998, setelah sebelumnya Bank of Japan memutuskan untuk mempertahankan suku bunga rendah untuk mendukung pemulihan ekonominya yang rapuh. <i>Resistance 145.34, support 139.79</i>	↓	139.79	145.34
 <b>USDCHF</b>	<b>USDCHF</b> – Harga naik setelah franc Swiss melemah terhadap USD dan Euro setelah bank sentral Swiss menaikkan suku bunga sebesar 75 bps, ketika beberapa telah membicarakan kemungkinan pergerakan poin persentase penuh. <i>Resistance utama 0.9872, support 0.9643</i>	↑	0.9643	0.9872
 <b>GBPUSD</b>	<b>GBPUSD</b> – Pound ditutup menguat, memangkas sedikit kemajuan yang dibuatnya di perdagangan London setelah Bank of England menaikkan suku bunga sebesar 50 basis poin. <i>Resistance utama 1.1340, support 1.1187</i>	↓	1.1187	1.1340
 <b>AUDUSD</b>	<b>AUDUSD</b> – Harga turun setelah USD naik di tengah kekhawatiran resesi karena inflasi yang sangat tinggi dan meningkatnya eskalasi perang Rusia-Ukraina mendorong pembuat kebijakan untuk menaikkan suku bunga. <i>Resistance 0.6683, support 0.6587</i>	↓	0.6587	0.6683
 <b>XAUUSD</b>	<b>XAUUSD</b> – Harga emas sedikit turun, tertekan oleh dolar yang lebih kuat dan imbal hasil Treasury yang lebih tinggi serta sikap kebijakan Federal Reserve AS yang hawkish. <i>Resistance 1685.36, support 1656.14</i>	↓	1656.14	1685.36
 <b>CLc1 (WTI)</b>	<b>Oil</b> – Harga minyak di tutup naik hampir 1% karena pasar fokus pada kekhawatiran pasokan minyak dari Rusia, rebound permintaan minyak mentah di China dan Bank of England menaikkan suku bunga sebesar 50 bps lebih rendah dari yang diperkirakan. <i>Resistance 85.51, support 81.96</i>	↑	81.96	85.51

**ECONOMIC INDICATORS**

DATE	WIB	CTY	INDICATORS	PER	ACTUAL	FORECAST	PREV.	REV.
Mon/19-Sep-22	05:10	AU	RBA's Kearns-Speech					
	05:30	NZ	Performance Services Index	Aug	58.6	--	51.2	52.7
		All	JP <b>Bank Holiday (Respect for the Aged Day)</b>					
		All	GB <b>Bank Holiday</b>					
	06:01	GB	Rightmove House Prices MoM	Sep		--	-1.3%	--
	06:01	GB	Rightmove House Prices YoY	Sep		--	8.2%	--
	15:30	HK	Unemployment Rate SA	Aug	4.1%	4.1%	4.3%	--
	16:00	EZ	ECB's Guindos Speaks					
	16:00	EZ	ECB's Holzmann Speaks at Event on Euro					
	16:00	EZ	Construction Output MoM	Jul	0.27%	--	-1.3%	-1.16%
	16:00	EZ	Construction Output YoY	Jul	1.5%	--	0.1%	1.3%
	19:30	CA	Industrial Product Price MoM	Aug	-1.2%	0.2%	-2.1%	-2.5%
	19:45	EZ	ECB's Villeroy speaks					
21:00	US	NAHB Housing Market Index	Sep	46	47	49	--	
Tue/20-Sep-22	06:30	JP	Natl CPI YoY	Aug	3%	2.9%	2.6%	--
	06:30	JP	Natl CPI Ex Fresh Food YoY	Aug	2.8%	2.7%	2.4%	--
	06:30	JP	Natl CPI Ex Fresh Food, Energy YoY	Aug	1.6%	1.5%	1.2%	--
	08:30	AU	RBA Minutes of Sept. Policy Meeting					
	13:00	DE	PPI MoM	Aug	7.9%	1.6%	5.3%	--
	13:00	DE	PPI YoY	Aug	45.8%	37.1%	37.2%	--
	13:00	CH	Exports Real MoM	Aug		--	-2.9%	--
	13:00	CH	Imports Real MoM	Aug		--	-3.4%	--
	15:00	EZ	ECB's Muller Speaks					
	15:00	EZ	ECB Current Account SA	Jul	-10.1b	--	3.24b	--
	19:30	CA	CPI NSA MoM	Aug	-0.3%	-0.1%	0.1%	--
	19:30	CA	CPI YoY	Aug	7%	7.3%	7.6%	--
	19:30	CA	Consumer Price Index	Aug		--	153.1	--
	19:30	CA	CPI Core- Common YoY%	Aug	5.8%	--	6.1%	--
	19:30	CA	CPI Core- Median YoY%	Aug	4.8%	--	4.9%	--
	19:30	CA	CPI Core- Trim YoY%	Aug	5.2%	--	5.4%	--
	19:30	US	Building Permits	Aug	1517k	1610k	1674k	1685k
19:30	US	Building Permits MoM	Aug	-10%	-3.8%	-1.3%	-0.6%	
19:30	US	Housing Starts	Aug	1575k	1445k	1446k	1404k	
19:30	US	Housing Starts MoM	Aug	12.2%	1%	-9.6%	-10.9%	
Wed/21-Sep-22	07:30	AU	Westpac Leading Index MoM	Aug	-0.1%	--	-0.15%	--
	09:00	AU	RBA's Bullock-Speech					
	14:00	EZ	ECB's Guindos Speaks					
	21:00	US	Existing Home Sales	Aug	4.8m	4.7m	4.81m	4.82m
	21:00	US	Existing Home Sales MoM	Aug	-0.4%	-2.3%	-5.9%	5.7%
	21:30	US	DOE U.S. Crude Oil Inventories	16-Sep	1142k	2161k	2442k	--
	21:30	US	DOE Cushing OK Crude Inventory	16-Sep	343k	--	-135k	--
	21:30	US	DOE U.S. Gasoline Inventories	16-Sep	1569k	-431k	-1767k	--
	21:30	US	DOE U.S. Distillate Inventory	16-Sep	1231k	420k	4219k	--
	21:30	US	DOE U.S. Refinery Utilization	16-Sep	2.1%	-0.1%	0.6%	--
Thu/22-Sep-22	01:00	US	FOMC Rate Decision (Lower Bound)	21-Sep	3%	3%	2.25%	--
	01:00	US	FOMC Rate Decision (Upper Bound)	21-Sep	3.25%	3.25%	2.5%	--
	01:00	US	Interest on Reserve Balances Rate	22-Sep		--	2.4%	--
	01:30	US	Fed Chair Holds Press Conference Following FOMC Meeting					
	04:00	NZ	Westpac Consumer Confidence	3Q	87.6	--	78.7	--
	05:45	NZ	Trade Balance NZD	Aug	NZ\$-2447m	--	NZ\$-1092m	NZ\$-1406m
	05:45	NZ	Trade Balance 12 Mth YTD NZD	Aug	NZ\$-12280m	--	NZ\$-11640m	NZ\$-11970m
	05:45	NZ	Exports NZD	Aug	NZ\$5.48b	--	NZ\$6.68b	NZ\$6.35b
	05:45	NZ	Imports NZD	Aug	NZ\$7.93b	--	NZ\$7.77b	NZ\$7.76b
	07:30	HK	Interest Rate Decision		3.5%		2.75%	--
	10:00	JP	BOJ Policy Balance Rate	22-Sep	-0.1%	-0.1%	-0.1%	--
	10:00	JP	BOJ 10-Yr Yield Target	22-Sep	0.0%	--	0.0%	--
	14:30	CH	SNB Policy Rate	22-Sep	0.50%	0.50%	-0.25%	--
	14:30	CH	SNB Sight Deposit Interest Rate	22-Sep		--	-0.25%	--
	15:00	EZ	ECB Publishes Economic Bulletin					
15:30	HK	BoP Current Account Balance	2Q	H\$30.9b	--	H\$78.51b	H\$79b	
15:30	HK	CPI Composite YoY	Aug	1.9%	2%	1.9%	--	

	15:30	HK	BoP Overall	2Q		--	-\$52.49b	--
	18:00	GB	Bank of England Bank Rate	22-Sep	2.25%	2.25%	1.75%	--
	19:30	US	Current Account Balance	2Q	\$-251.1b	\$-260.6b	\$-291.4b	\$-282.5b
	19:30	US	Initial Jobless Claims	17-Sep	213k	218k	213k	208k
	19:30	US	Continuing Claims	10-Sep	1379k	1400k	1403k	1401k
	21:00	EZ	Consumer Confidence	Sep P	-28.8	-25.8	-24.9	-25.0
	21:00	US	Leading Index	Aug	-0.3%	-0.1%	-0.4%	-0.5%
<b>Fri/23-Sep-22</b>	06:00	AU	S&P Global Australia PMI Composite	Sep P		--	50.2	--
	06:00	AU	S&P Global Australia PMI Services	Sep P		--	50.2	--
	06:00	AU	S&P Global Australia PMI Mfg	Sep P		--	53.8	--
	06:01	GB	GfK Consumer Confidence	Sep		--	-44	--
	All	JP	<b>Bank Holiday (Autumnal Equinox Day)</b>					
	14:30	DE	S&P Global/BME Germany Manufacturing PMI	Sep P		--	49.1	--
	14:30	DE	S&P Global Germany Services PMI	Sep P		--	47.7	--
	14:30	DE	S&P Global Germany Composite PMI	Sep P		46.4	46.9	--
	15:00	EZ	ECB's Kazaks Speaks					
	15:00	EZ	S&P Global Eurozone Manufacturing PMI	Sep P		49.1	49.6	--
	15:00	EZ	S&P Global Eurozone Services PMI	Sep P		49.2	49.8	--
	15:00	EZ	S&P Global Eurozone Composite PMI	Sep P		48.2	48.9	--
	15:30	GB	S&P Global/CIPS UK Manufacturing PMI	Sep P		--	47.3	--
	15:30	GB	S&P Global/CIPS UK Services PMI	Sep P		--	50.9	--
	15:30	GB	S&P Global/CIPS UK Composite PMI	Sep P		--	49.6	--
	19:30	CA	Retail Sales MoM	Jul		-2%	1.1%	--
	19:30	CA	Retail Sales Ex Auto MoM	Jul		-1.1%	0.8%	--
	20:45	US	S&P Global US Manufacturing PMI	Sep P		51.3	51.5	--
	20:45	US	S&P Global US Services PMI	Sep P		45	43.7	--
	20:45	US	S&P Global US Composite PMI	Sep P		--	44.6	--
<b>Sat/24-Sep-22</b>	00:00	US	Baker Hughes U.S. Rig Count	23-Sep		--	--	--
	01:00	US	Powell Gives Opening Remarks at Fed Listens Event					



## EUR/USD

Interest Rate: 0.50% (EU)/ 3.00%-3.25% (US)



RESISTANCE	0.99893	
	0.99480	
	0.98905	
SUPPORT	0.97917	
	0.97504	
	0.96929	
SUGGESTION	BUY	---
	SELL	0.9855
	S/L	0.9900
	T/P:	0.9785 0.9755

DATE	OPEN	HIGH	LOW	RANGE	CLOSE	CHANGE	PREVIOUS
Sep 22	0.98401	0.99067	0.98079	98,8	0.98330	↓ 7,2	0.98402

WEEKLY		SEPTEMBER		2022	
HIGH	LOW	HIGH	LOW	HIGH	LOW
1.00497 (20/Sep)	0.98079 (22/Sep)	1.01969 (12/Sep)	0.98079 (22/Sep)	1.14941 (10/Feb)	0.98079 (22/Sep)

All price & chart based on Valbury MT4 Platform

## USDJPY

Interest Rate: 3.00%-3.25% (US)/-0.10% (JP)



RESISTANCE	150.896	
	148.393	
	145.346	
SUPPORT	139.796	
	137.293	
	134.246	
SUGGESTION	BUY	---
	SELL	142.55
	S/L	145.05
	T/P:	139.80 137.30

DATE	OPEN	HIGH	LOW	RANGE	CLOSE	CHANGE	PREVIOUS
Sep 22	144.063	145.891	140.341	555,0	142.299	↓ 176,6	144.065

WEEKLY		SEPTEMBER		2022	
HIGH	LOW	HIGH	LOW	HIGH	LOW
145.891 (22/Sep)	142.636 (19/Sep)	145.891 (22/Sep)	139.016 (01/Sep)	145.891 (22/Sep)	113.463 (24/Jan)

## GBP/USD

Interest Rate: 2.25% (GB)/ 3.00%-3.25% (US)



RESISTANCE	1.14937	
	1.14287	
	1.13408	
SUPPORT	1.11879	
	1.11229	
	1.10350	
SUGGESTION	BUY	---
	SELL	1.1285
	S/L	1.1340
	T/P:	1.1200 1.1155

DATE	OPEN	HIGH	LOW	RANGE	CLOSE	CHANGE	PREVIOUS
Sep 22	1.12729	1.13636	1.12107	152,9	1.12530	↓ 19,7	1.12727

WEEKLY		SEPTEMBER		2022	
HIGH	LOW	HIGH	LOW	HIGH	LOW
1.14600 (20/Sep)	1.12107 (22/Sep)	1.17371 (13/Sep)	1.12107 (22/Sep)	1.37477 (13/Jan)	1.12107 (22/Sep)

All price & chart based on Valbury MT4 Platform

## USD/CHF

Interest Rate: 3.00%-3.25% (US)/ 0.50% (CH)



RESISTANCE	1.01011	
	0.99750	
	0.98724	
SUPPORT	0.96437	
	0.95176	
	0.94150	
SUGGESTION	BUY	0.9725
	SELL	---
	S/L	0.9670
	T/P:	0.9825 0.9875

DATE	OPEN	HIGH	LOW	RANGE	CLOSE	CHANGE	PREVIOUS
Sep 22	0.96595	0.98490	0.96203	228,7	0.97697	↑ 110,2	0.96595

WEEKLY		SEPTEMBER		2022	
HIGH	LOW	HIGH	LOW	HIGH	LOW
0.98490 (22/Sep)	0.96189 (21/Sep)	0.98686 (07/Sep)	0.94786 (13/Sep)	1.00634 (16/May)	0.90908 (13/Jan)

## AUD/USD

Interest Rate: 2.35% (AU)/ 3.00%-3.25% (US)



DATE	OPEN	HIGH	LOW	RANGE	CLOSE	CHANGE	PREVIOUS
Sep 22	0.66319	0.66700	0.65731	96,9	0.66424	↑ 10,5	0.66319

WEEKLY		SEPTEMBER		2022	
HIGH	LOW	HIGH	LOW	HIGH	LOW
0.67465 (20/Sep)	0.65731 (22/Sep)	0.69152 (13/Sep)	0.65731 (22/Sep)	0.76603 (05/Apr)	0.65731 (22/Sep)

All price & chart based on Valbury MT4 Platform

## NZD/USD

Interest Rate: 3.00% (NZ)/ 3.00%-3.25% (US)



DATE	OPEN	HIGH	LOW	RANGE	CLOSE	CHANGE	PREVIOUS
Sep 22	0.58508	0.58865	0.58030	83,5	0.58437	↓ 7,6	0.58513

WEEKLY		SEPTEMBER		2022	
HIGH	LOW	HIGH	LOW	HIGH	LOW
0.60012 (19/Sep)	0.58030 (22/Sep)	0.61603 (13/Sep)	0.58030 (22/Sep)	0.70331 (05/Apr)	0.58030 (22/Sep)



## USD/CAD

Interest Rate: 3.00%-3.25% (US)/ 3.25% (CA)



DATE	OPEN	HIGH	LOW	RANGE	CLOSE	CHANGE	PREVIOUS
Sep 22	1.34556	1.35432	1.34080	135,2	1.34862	↑ 28,7	1.34575

WEEKLY		SEPTEMBER		2022	
HIGH	LOW	HIGH	LOW	HIGH	LOW
1.35432 (22/Sep)	1.32262 (20/Sep)	1.35432 (22/Sep)	1.29526 (13/Sep)	1.35432 (22/Sep)	1.24016 (05/Apr)

All price & chart based on Valbury MT4 Platform

## EURJPY

Interest Rate: 0.50% (EU)/-0.10% (JP)



DATE	OPEN	HIGH	LOW	RANGE	CLOSE	CHANGE	PREVIOUS
Sep 22	141.773	143.692	138.700	499,2	139.877	↓ 189,5	141.772

WEEKLY		SEPTEMBER		2022	
HIGH	LOW	HIGH	LOW	HIGH	LOW
144.030 (20/Sep)	138.700 (22/Sep)	145.629 (12/Sep)	138.682 (05/Sep)	145.629 (12/Sep)	124.384 (07/Mar)

### GOLD (XAU/USD)



RESISTANCE	1714.58	
	1699.68	
	1685.36	
SUPPORT	1656.14	
	1641.24	
	1626.92	
SUGGESTION	BUY	---
	SELL	1672.00
	S/L	1685.00
	T/P:	1656.00 1643.00

DATE	OPEN	HIGH	LOW	RANGE	CLOSE	CHANGE	PREVIOUS
Sep 22	1673.07	1684.78	1655.56	29.22	1671.04	↓ 2.58	1673.62

WEEKLY		SEPTEMBER		2022	
HIGH	LOW	HIGH	LOW	HIGH	LOW
1687.85 (21/Sep)	1653.73 (21/Sep)	1734.97 (12/Sep)	1653.73 (21/Sep)	2070.27 (08/Mar)	1653.73 (21/Sep)

All price & chart based on Valbury MT4 Platform

### SILVER – XAG/USD



RESISTANCE	20.501	
	20.168	
	19.890	
SUPPORT	19.279	
	18.946	
	18.668	
SUGGESTION	BUY	---
	SELL	19.65
	S/L	19.90
	T/P:	19.30 19.05

DATE	OPEN	HIGH	LOW	RANGE	CLOSE	CHANGE	PREVIOUS
Sep 22	19.542	19.835	19.224	0.611	19.613	↑ 0.075	19.538

WEEKLY		SEPTEMBER		2022	
HIGH	LOW	HIGH	LOW	HIGH	LOW
19.893 (21/Sep)	19.038 (20/Sep)	19.989 (12/Sep)	17.536 (01/Sep)	26.927 (08/Mar)	17.536 (01/Sep)



**OIL WTI – CL-NOV/USD**  
(Exp. 18 Oktober 2022)



DATE	OPEN	HIGH	LOW	RANGE	CLOSE	CHANGE	PREVIOUS
Sep 22	83.08	85.98	82.43	3.55	83.51	↑ 0.46	83.05

WEEKLY		SEPTEMBER		2022	
HIGH	LOW	HIGH	LOW	HIGH	LOW
86.68 (21/Sep)	81.77 (19/Sep)	90.39 (05/Sep)	81.21 (08/Sep)	130.57 (07/Mar)	74.27 (03/Jan)

*All price & chart based on Valbury MT4 Platform*

VALBURY e-CAPITAL LTD.



**DISCLAIMER:**

*The information contained above is intended to provide general information and does not constitute or purports to be a financial advice, investment advice, trading advice, or any other advice. Any strategies, views or opinions expressed above are not intended to be presented as an offer or solicitation for the purchase or sale of any financial instrument. Client should seek personal professional advice before making any decisions. The client should ensure that financial instruments are suitable for his/her own individual objectives, financial situation and investment needs. This report is prepared for the use of Valbury e-Capital clients. The reproduction and redistribution of this material is strictly prohibited*

VALBURY e-CAPITAL LTD.