








Daily Outlook

GLOBAL MARKETS & ECONOMIES | WEEKLY ECONOMIC INDICATORS | CURRENCIES | PRECIOUS METAL | OIL |

Counter	News	Trend	Support	Resistance
 EURUSD	EURUSD – Harga turun setelah Euro ditutup melemah ke posisi terendah baru dalam 20 tahun terhadap USD yang ditutup menguat pada hari Jumat setelah survei menunjukkan penurunan aktivitas bisnis di seluruh zona euro dan Inggris dipercepat bulan ini dan ekonomi kemungkinan memasuki resesi. <i>Resistance Resistance di 0.9806, support di 0.9623</i>	↓	0.9623	0.9806
 USDJPY	USDJPY – Harga yen melemah terhadap USD yang naik ke level tertinggi dalam 22 tahun, tetapi mencatat kenaikan mingguan pertama dalam lebih dari sebulan setelah otoritas Jepang melakukan intervensi di pasar mata uang pada hari Kamis untuk mendukung mata uang tersebut untuk pertama kalinya sejak tahun 1998. Fokus hari ini pada pidato dari Gubernur Bank of Japan Haruhiko Kuroda. <i>Resistance 143.90, support 142.20</i>	↑	142.20	143.90
 USDCHF	USDCHF – Harga naik setelah USD ditutup menguat terhadap mata uang tunggal Eropa, Penurunan dipicu sebagian oleh data yang menunjukkan Indeks Manajer Pembelian Komposit (PMI) zona euro flash S&P Global, yang dilihat sebagai ukuran yang baik untuk kesehatan ekonomi secara keseluruhan, turun lebih lanjut pada bulan September. Penurunan aktivitas bisnis Jerman semakin dalam, karena biaya energi yang lebih tinggi menghantam ekonomi terbesar Eropa dan perusahaan melihat penurunan bisnis baru. <i>Resistance utama 0.9852, support 0.9768</i>	↑	0.9768	0.9852
 GBPUSD	GBPUSD – Pound sterling ditutup melemah ke posisi terendah baru dalam 37 tahun terhadap USD yang ditutup menguat pada perdagangan hari Jumat setelah survei menunjukkan penurunan aktivitas bisnis di seluruh zona euro dan Inggris dipercepat bulan ini dan ekonomi kemungkinan memasuki resesi dan juga terbebani oleh menteri keuangan baru Inggris Kwasi Kwarteng mengumumkan pemotongan pajak dan langkah-langkah dukungan rumah tangga dan perusahaan dan kantor utang Inggris menyusun rencana penerbitan tambahan 72 miliar pound (\$ 79,74 miliar) untuk tahun keuangan ini untuk mendanai stimulus. <i>Resistance utama 1.1147, support 1.0712</i>	↓	1.0712	1.1147
 AUDUSD	AUDUSD – Harga turun setelah USD menguat karena investor mencari keseimbangan baru dalam valuasi obligasi dan saham setelah Federal Reserve minggu ini mengisyaratkan suku bunga akan lebih tinggi dalam jangka waktu yang lebih lama. Fokus minggu ini pada rilis data PCE AS. <i>Resistance 0.6621, support 0.6476</i>	↓	0.6476	0.6621
 XAUUSD	XAUUSD – Harga emas turun lebih dari 1,5% ke level terendah sejak bulan April tahun 2020, didorong oleh reli dolar dan imbal hasil Treasury AS yang lebih kuat karena Federal Reserve mengambil sikap yang lebih agresif dalam kenaikan suku bunga untuk mengendalikan lonjakan inflasi. <i>Resistance 1665.91, support 1629.87</i>	↓	1629.87	1665.91
 CLc1 (WTI)	Oil – Harga minyak turun sekitar 5% ke level terendah dalam delapan bulan karena USD mencapai level terkuatnya dalam 22 tahun dan di tengah kekhawatiran kenaikan suku bunga akan mendorong ekonomi utama ke dalam resesi yang dapat mengurangi permintaan minyak. <i>Resistance 82.84, support 77.05</i>	↓	77.05	82.84

ECONOMIC INDICATORS

DATE	WIB	CTY	INDICATORS	PER	ACTUAL	FORECAST	PREV.	REV.
Mon/19-Sep-22	05:10	AU	RBA's Kearns-Speech					
	05:30	NZ	Performance Services Index	Aug	58.6	--	51.2	52.7
		All	JP Bank Holiday (Respect for the Aged Day)					
		All	GB Bank Holiday					
	06:01	GB	Rightmove House Prices MoM	Sep		--	-1.3%	--
	06:01	GB	Rightmove House Prices YoY	Sep		--	8.2%	--
	15:30	HK	Unemployment Rate SA	Aug	4.1%	4.1%	4.3%	--
	16:00	EZ	ECB's Guindos Speaks					
	16:00	EZ	ECB's Holzmann Speaks at Event on Euro					
	16:00	EZ	Construction Output MoM	Jul	0.27%	--	-1.3%	-1.16%
	16:00	EZ	Construction Output YoY	Jul	1.5%	--	0.1%	1.3%
	19:30	CA	Industrial Product Price MoM	Aug	-1.2%	0.2%	-2.1%	-2.5%
	19:45	EZ	ECB's Villeroy speaks					
21:00	US	NAHB Housing Market Index	Sep	46	47	49	--	
Tue/20-Sep-22	06:30	JP	Natl CPI YoY	Aug	3%	2.9%	2.6%	--
	06:30	JP	Natl CPI Ex Fresh Food YoY	Aug	2.8%	2.7%	2.4%	--
	06:30	JP	Natl CPI Ex Fresh Food, Energy YoY	Aug	1.6%	1.5%	1.2%	--
	08:30	AU	RBA Minutes of Sept. Policy Meeting					
	13:00	DE	PPI MoM	Aug	7.9%	1.6%	5.3%	--
	13:00	DE	PPI YoY	Aug	45.8%	37.1%	37.2%	--
	13:00	CH	Exports Real MoM	Aug		--	-2.9%	--
	13:00	CH	Imports Real MoM	Aug		--	-3.4%	--
	15:00	EZ	ECB's Muller Speaks					
	15:00	EZ	ECB Current Account SA	Jul	-10.1b	--	3.24b	--
	19:30	CA	CPI NSA MoM	Aug	-0.3%	-0.1%	0.1%	--
	19:30	CA	CPI YoY	Aug	7%	7.3%	7.6%	--
	19:30	CA	Consumer Price Index	Aug		--	153.1	--
	19:30	CA	CPI Core- Common YoY%	Aug	5.8%	--	6.1%	--
	19:30	CA	CPI Core- Median YoY%	Aug	4.8%	--	4.9%	--
	19:30	CA	CPI Core- Trim YoY%	Aug	5.2%	--	5.4%	--
	19:30	US	Building Permits	Aug	1517k	1610k	1674k	1685k
19:30	US	Building Permits MoM	Aug	-10%	-3.8%	-1.3%	-0.6%	
19:30	US	Housing Starts	Aug	1575k	1445k	1446k	1404k	
19:30	US	Housing Starts MoM	Aug	12.2%	1%	-9.6%	-10.9%	
Wed/21-Sep-22	07:30	AU	Westpac Leading Index MoM	Aug	-0.1%	--	-0.15%	--
	09:00	AU	RBA's Bullock-Speech					
	14:00	EZ	ECB's Guindos Speaks					
	21:00	US	Existing Home Sales	Aug	4.8m	4.7m	4.81m	4.82m
	21:00	US	Existing Home Sales MoM	Aug	-0.4%	-2.3%	-5.9%	5.7%
	21:30	US	DOE U.S. Crude Oil Inventories	16-Sep	1142k	2161k	2442k	--
	21:30	US	DOE Cushing OK Crude Inventory	16-Sep	343k	--	-135k	--
	21:30	US	DOE U.S. Gasoline Inventories	16-Sep	1569k	-431k	-1767k	--
	21:30	US	DOE U.S. Distillate Inventory	16-Sep	1231k	420k	4219k	--
	21:30	US	DOE U.S. Refinery Utilization	16-Sep	2.1%	-0.1%	0.6%	--
Thu/22-Sep-22	01:00	US	FOMC Rate Decision (Lower Bound)	21-Sep	3%	3%	2.25%	--
	01:00	US	FOMC Rate Decision (Upper Bound)	21-Sep	3.25%	3.25%	2.5%	--
	01:00	US	Interest on Reserve Balances Rate	22-Sep		--	2.4%	--
	01:30	US	Fed Chair Holds Press Conference Following FOMC Meeting					
	04:00	NZ	Westpac Consumer Confidence	3Q	87.6	--	78.7	--
	05:45	NZ	Trade Balance NZD	Aug	NZ\$-2447m	--	NZ\$-1092m	NZ\$-1406m
	05:45	NZ	Trade Balance 12 Mth YTD NZD	Aug	NZ\$-12280m	--	NZ\$-11640m	NZ\$-11970m
	05:45	NZ	Exports NZD	Aug	NZ\$5.48b	--	NZ\$6.68b	NZ\$6.35b
	05:45	NZ	Imports NZD	Aug	NZ\$7.93b	--	NZ\$7.77b	NZ\$7.76b
	07:30	HK	Interest Rate Decision		3.5%		2.75%	--
	10:00	JP	BOJ Policy Balance Rate	22-Sep	-0.1%	-0.1%	-0.1%	--
	10:00	JP	BOJ 10-Yr Yield Target	22-Sep	0.0%	--	0.0%	--
	14:30	CH	SNB Policy Rate	22-Sep	0.50%	0.50%	-0.25%	--
	14:30	CH	SNB Sight Deposit Interest Rate	22-Sep		--	-0.25%	--
	15:00	EZ	ECB Publishes Economic Bulletin					
	15:30	HK	BoP Current Account Balance	2Q	H\$30.9b	--	H\$78.51b	H\$79b
15:30	HK	CPI Composite YoY	Aug	1.9%	2%	1.9%	--	

	15:30	HK	BoP Overall	2Q		--	-\$52.49b	--
	18:00	GB	Bank of England Bank Rate	22-Sep	2.25%	2.25%	1.75%	--
	19:30	US	Current Account Balance	2Q	\$-251.1b	\$-260.6b	\$-291.4b	\$-282.5b
	19:30	US	Initial Jobless Claims	17-Sep	213k	218k	213k	208k
	19:30	US	Continuing Claims	10-Sep	1379k	1400k	1403k	1401k
	21:00	EZ	Consumer Confidence	Sep P	-28.8	-25.8	-24.9	-25.0
	21:00	US	Leading Index	Aug	-0.3%	-0.1%	-0.4%	-0.5%
Fri/23-Sep-22	06:00	AU	S&P Global Australia PMI Composite	Sep P	50.8	--	50.2	--
	06:00	AU	S&P Global Australia PMI Services	Sep P	50.4	--	50.2	--
	06:00	AU	S&P Global Australia PMI Mfg	Sep P	53.9	--	53.8	--
	06:01	GB	GfK Consumer Confidence	Sep		--	-44	--
	All	JP	Bank Holiday (Autumnal Equinox Day)					
	14:30	DE	S&P Global/BME Germany Manufacturing PMI	Sep P	48.3	48.3	49.1	--
	14:30	DE	S&P Global Germany Services PMI	Sep P	45.4	47.2	47.7	--
	14:30	DE	S&P Global Germany Composite PMI	Sep P	45.9	46	46.9	--
	15:00	EZ	ECB's Kazaks Speaks					
	15:00	EZ	S&P Global Eurozone Manufacturing PMI	Sep P	48.5	48.7	49.6	--
	15:00	EZ	S&P Global Eurozone Services PMI	Sep P	48.9	49	49.8	--
	15:00	EZ	S&P Global Eurozone Composite PMI	Sep P	48.2	48.2	48.9	--
	15:30	GB	S&P Global/CIPS UK Manufacturing PMI	Sep P	48.5	47.5	47.3	--
	15:30	GB	S&P Global/CIPS UK Services PMI	Sep P	49.2	50	50.9	--
	15:30	GB	S&P Global/CIPS UK Composite PMI	Sep P	48.4	49	49.6	--
	19:30	CA	Retail Sales MoM	Jul	-2.5%	-2%	1.1%	1%
	19:30	CA	Retail Sales Ex Auto MoM	Jul	-3.1%	-1.2%	0.8%	0.6%
	20:45	US	S&P Global US Manufacturing PMI	Sep P	51.8	51.1	51.5	--
	20:45	US	S&P Global US Services PMI	Sep P	49.2	45	43.7	--
	20:45	US	S&P Global US Composite PMI	Sep P	49.3	--	44.6	--
Sat/24-Sep-22	00:00	US	Baker Hughes U.S. Rig Count	23-Sep	764	--	763	--
	01:00	US	Powell Gives Opening Remarks at Fed Listens Event					

DATE	WIB	CTY	INDICATORS	PER	ACTUAL	FORECAST	PREV.	REV.
Mon/26-Sep-22	07:30	JP	Jibun Bank Japan PMI Services	Sep P		--	49.5	--
	07:30	JP	Jibun Bank Japan PMI Composite	Sep P		--	49.4	--
	07:30	JP	Jibun Bank Japan PMI Mfg	Sep P		--	51.5	--
	14:00	EZ	ECB's Guindos Speaks					
	14:00	EZ	ECB's Nagel Speaks					
	14:30	EZ	ECB's Panetta Speaks					
	15:00	DE	IFO Business Climate	Sep		86	88.5	--
	15:00	DE	IFO Current Assessment	Sep		96	97.5	--
	15:00	DE	IFO Expectations	Sep		78	80.3	--
	15:30	HK	Exports YoY	Aug		--	-8.9%	--
	15:30	HK	Imports YoY	Aug		--	-9.9%	--
	16:00	EZ	OECD Publishes Interim Economic Outlook					
	20:00	EZ	ECB's Lagarde Speaks					
	21:00	US	Boston Fed's Susan Collins Speaks to Boston Chamber of...					
	21:30	EZ	ECB's Centeno Speaks at Bank of Portugal Event					
	23:00	GB	BOE's Tenreyro speaks					
	23:00	US	Fed's Bostic Discusses Income Inequality					
	23:30	US	Fed's Logan Speaks at Banking Conference					
Tue/27-Sep-22	03:00	US	Fed's Mester Discusses Economic Outlook					
	06:50	JP	PPI Services YoY	Aug		2.4%	2.1%	--
	10/02	DE	Retail Sales MoM	Aug		-0.9%	1.9%	--
	10/02	DE	Retail Sales NSA YoY	Aug		-5%	-5.5%	--
	13:00	JP	Machine Tool Orders YoY	Aug F		--	10.7%	--
	17:15	US	Fed's Evans Discusses Economic Outlook					
	18:00	EZ	ECB's Villeroy Speaks in Paris					
	18:00	GB	BOE Chief Economist Huw Pill speaks					
	18:30	EZ	ECB's Panetta Speaks in Paris					
	18:30	US	Powell Takes Part in Panel on Digital Currencies					
	19:30	US	Durable Goods Orders	Aug P		-0.1%	-0.1%	--
	19:30	US	Durables Ex Transportation	Aug P		0.3%	0.2%	--
	19:30	US	Cap Goods Orders Nondef Ex Air	Aug P		0.2%	0.3%	--
	19:30	US	Cap Goods Ship Nondef Ex Air	Aug P		--	0.5%	--
	20:00	US	FHFA House Price Index MoM	Jul		0.0%	0.1%	--
	20:00	US	S&P CoreLogic CS 20-City MoM SA	Jul		0.25%	0.44%	--

	20:00	US	S&P CoreLogic CS 20-City YoY NSA	Jul		16.9%	18.65%	--
	20:00	US	S&P CoreLogic CS US HPI YoY NSA	Jul		--	17.96%	--
	20:15	EZ	ECB's Guindos Speaks					
	20:55	US	Fed's Bullard Discusses Economic and Policy Outlook					
	21:00	US	Conf. Board Consumer Confidence	Sep		104.5	103.2	--
	21:00	US	Conf. Board Present Situation	Sep		--	145.4	--
	21:00	US	Conf. Board Expectations	Sep		--	75.1	--
	21:00	US	New Home Sales	Aug		500k	511k	--
	21:00	US	New Home Sales MoM	Aug		-2.2%	-12.6%	--
Wed/28-Sep-22	07:35	US	Fed's Mary Daly Speaks at Banking Event in Singapore					
	08:30	AU	Retail Sales MoM	Aug		0.5%	1.3%	--
	12:00	JP	Leading Index Cl	Jul F		--	99.6	--
	12:00	JP	Coincident Index	Jul F		--	100.6	--
	13:00	DE	GfK Consumer Confidence	Oct		-39.1	-36.5	--
	14:15	EZ	ECB's Lagarde Speaks					
	15:00	CH	Credit Suisse Survey Expectations	Sep		--	-56.3	--
	15:15	GB	BOE Deputy Governor Jon Cunliffe speaks					
	19:30	US	Advance Goods Trade Balance	Aug		-\$88.0b	-\$89.1b	--
	19:30	US	Wholesale Inventories MoM	Aug P		0.4%	0.6%	--
	19:30	US	Retail Inventories MoM	Aug		--	1.1%	--
	19:35	US	Fed's Bostic Takes Part in Moderated Q&A					
	21:00	US	Pending Home Sales MoM	Aug		-0.5%	-1%	--
	21:00	US	Pending Home Sales NSA YoY	Aug		--	-22.5%	--
	21:10	US	Fed's Bullard Makes Welcome Remarks at Community Banking...					
	21:30	US	DOE U.S. Crude Oil Inventories	23-Sep		--	1141k	--
	21:30	US	DOE Cushing OK Crude Inventory	23-Sep		--	343k	--
	21:30	US	DOE U.S. Gasoline Inventories	23-Sep		--	1570k	--
	21:30	US	DOE U.S. Distillate Inventory	23-Sep		--	1230k	--
	21:30	US	DOE U.S. Refinery Utilization	23-Sep		--	2.10%	--
Thu/29-Sep-22	01:00	GB	BOE's Dingra speaks					
	01:00	US	Fed's Evans Speaks at the London School of Economics					
	07:00	NZ	ANZ Activity Outlook	Sep		--	-4	--
	07:00	NZ	ANZ Business Confidence	Sep		--	-47.8	--
	14:00	EZ	ECB's Simkus Speaks					
	14:00	EZ	ECB's Panetta Speaks					
	14:45	EZ	ECB's Centeno Speaks					
	15:00	EZ	ECB's Villeroy, Knot, Elderson Speak at Climate Conference					
	15:00	EZ	ECB's Guindos Speaks					
	15:15	EZ	ECB's Kazaks Speaks					
	15:15	EZ	ECB's Elderson Speaks					
	15:30	GB	Net Consumer Credit	Aug		--	1.4b	--
	15:30	GB	Consumer Credit YoY	Aug		--	6.9%	--
	16:00	EZ	Economic Confidence	Sep		96	97.6	--
	16:00	EZ	Industrial Confidence	Sep		--	1.2	--
	16:00	EZ	Services Confidence	Sep		--	8.7	--
	16:00	EZ	Consumer Confidence	Sep F		--	-28.8	--
	18:00	CA	CFIB Business Barometer	Sep		--	53.5	--
	18:30	GB	BOE Deputy Governor Dave Ramsden speaks					
	19:00	DE	CPI MoM	Sep P		--	0.3%	--
	19:00	DE	CPI YoY	Sep P		8.9%	7.9%	--
	19:00	DE	CPI EU Harmonized MoM	Sep P		--	0.4%	--
	19:00	DE	CPI EU Harmonized YoY	Sep P		9.7%	8.8%	--
	19:00	GB	BOE's Hauser speaks					
	19:30	CA	Payroll Employment Change - SEPH	Jul		--	114.6k	--
	19:30	CA	GDP MoM	Jul		-0.1%	0.1%	--
	19:30	CA	GDP YoY	Jul		4.2%	4.7%	--
	19:30	US	Revisions: GDP/ National Economic Accounts					
	19:30	US	Initial Jobless Claims	24-Sep		--	213k	--
	19:30	US	Continuing Claims	17-Sep		--	1379k	--
	19:30	US	GDP Annualized QoQ	2Q T		-0.6%	-0.6%	--
	19:30	US	Personal Consumption	2Q T		1.5%	1.5%	--
	19:30	US	GDP Price Index	2Q T		8.9%	8.9%	--
	19:30	US	Core PCE QoQ	2Q T		4.4%	4.4%	--
	20:00	EZ	ECB's Simkus, Muller Speak					

	20:30	US	Fed's Bullard Discusses Economic Outlook					
Fri/30-Sep-22	N/A	CN	BoP Current Account Balance	2Q F		--	\$80.2b	--
	00:00	EZ	ECB's Lane Speaks					
	00:00	US	Fed's Mester and ECB's Lane Take Part in Policy Panel					
	03:45	US	Fed's Mary Daly Speaks at Boise State University					
	04:00	NZ	ANZ Consumer Confidence Index	Sep		--	85.4	--
	04:00	NZ	ANZ Consumer Confidence MoM	Sep		--	4.30%	--
	06:01	GB	Lloyds Business Barometer	Sep		--	16	--
	06:30	JP	Jobless Rate	Aug		2.5%	2.6%	--
	06:50	JP	Retail Sales MoM	Aug		0.2%	0.8%	--
	06:50	JP	Industrial Production MoM	Aug P		-0.2%	0.8%	--
	06:50	JP	Industrial Production YoY	Aug P		1.8%	-2%	--
	06:50	JP	Retail Sales YoY	Aug		2.7%	2.4%	--
	08:30	CN	Composite PMI	Sep		--	51.7	--
	08:30	CN	Manufacturing PMI	Sep		49.4	49.4	--
	08:30	CN	Non-manufacturing PMI	Sep		52.6	52.6	--
	08:45	CN	Caixin China PMI Mfg	Sep		--	49.5	--
	12:00	JP	Consumer Confidence Index	Sep		33.5	32.5	--
	12:00	JP	Housing Starts YoY	Aug		-3.9%	-5.4%	--
	12:00	JP	Annualized Housing Starts	Aug		0.832m	0.825m	--
	13:00	GB	Current Account Balance	2Q		--	-51.7b	--
	13:00	GB	GDP QoQ	2Q F		--	-0.1%	--
	13:00	GB	GDP YoY	2Q F		--	2.9%	--
	13:00	GB	Exports QoQ	2Q F		--	2.4%	--
	13:00	GB	Imports QoQ	2Q F		--	-1.5%	--
	13:30	CH	Retail Sales Real YoY	Aug		--	2.6%	--
	14:00	CH	KOF Leading Indicator	Sep		87	86.5	--
	14:55	DE	Unemployment Change (000's)	Sep		--	28.0k	--
	14:55	DE	Unemployment Claims Rate SA	Sep		5.5%	5.5%	--
	15:30	HK	Retail Sales Value YoY	Aug		--	4.1%	--
	15:30	HK	Retail Sales Volume YoY	Aug		--	1%	--
	16:00	EZ	Unemployment Rate	Aug		6.6%	6.6%	--
	16:00	EZ	CPI Estimate YoY	Sep		9.7%	9.1%	--
	16:00	EZ	CPI MoM	Sep P		--	0.6%	--
	16:00	EZ	CPI Core YoY	Sep P		4.9%	4.3%	--
	19:30	US	Personal Income	Aug		0.3%	0.2%	--
	19:30	US	Personal Spending	Aug		0.2%	0.1%	--
	19:30	US	Real Personal Spending	Aug		--	0.2%	--
	19:30	US	PCE Deflator MoM	Aug		0.1%	-0.1%	--
	19:30	US	PCE Deflator YoY	Aug		6%	6.3%	--
	19:30	US	PCE Core Deflator MoM	Aug		0.5%	0.1%	--
	19:30	US	PCE Core Deflator YoY	Aug		4.8%	4.6%	--
	20:00	US	Brainard Speaks at Fed Conference on Financial Stability					
	21:00	US	U. of Mich. Sentiment	Sep F		59.5	59.5	--
	21:00	US	U. of Mich. Current Conditions	Sep F		--	58.9	--
	21:00	US	U. of Mich. Expectations	Sep F		--	59.9	--
	21:00	US	U. of Mich. 1 Yr Inflation	Sep F		--	4.6%	--
	21:00	US	U. of Mich. 5-10 Yr Inflation	Sep F		--	2.8%	--
	22:30	EZ	ECB's Schnabel Speaks					
Sat/01-Oct-22	00:00	US	Baker Hughes U.S. Rig Count	30-Sep		--	--	--
	03:15	US	Williams Speaks at Fed Conference on Financial Stability					

EUR/USD

Interest Rate: 0.50% (EU)/ 3.00%-3.25% (US)



DATE	OPEN	HIGH	LOW	RANGE	CLOSE	CHANGE	PREVIOUS
Sep 23	0.98350	0.98510	0.96672	183,8	0.96930	↓ 140,0	0.98330

WEEKLY		SEPTEMBER		2022	
HIGH	LOW	HIGH	LOW	HIGH	LOW
1.00497 (20/Sep)	0.96672 (23/Sep)	1.01969 (12/Sep)	0.96672 (23/Sep)	1.14941 (10/Feb)	0.96672 (23/Sep)

All price & chart based on Valbury MT4 Platform

USDJPY

Interest Rate: 3.00%-3.25% (US)/-0.10% (JP)



DATE	OPEN	HIGH	LOW	RANGE	CLOSE	CHANGE	PREVIOUS
Sep 23	142.299	143.452	141.755	169,7	143.279	↑ 98,0	142.299

WEEKLY		SEPTEMBER		2022	
HIGH	LOW	HIGH	LOW	HIGH	LOW
145.891 (22/Sep)	141.755 (23/Sep)	145.891 (22/Sep)	139.016 (01/Sep)	145.891 (22/Sep)	113.463 (24/Jan)

GBP/USD

Interest Rate: 2.25% (GB)/ 3.00%-3.25% (US)



RESISTANCE	1.15818	
	1.14274	
	1.11472	
SUPPORT	1.07126	
	1.05582	
	1.02780	
SUGGESTION	BUY	---
	SELL	1.0900
	S/L	1.0980
	T/P:	1.0760 1.0700

DATE	OPEN	HIGH	LOW	RANGE	CLOSE	CHANGE	PREVIOUS
Sep 23	1.12530	1.12729	1.08383	434,6	1.08671	↓ 385,9	1.12530

WEEKLY		SEPTEMBER		2022	
HIGH	LOW	HIGH	LOW	HIGH	LOW
1.14600 (20/Sep)	1.08383 (23/Sep)	1.17371 (13/Sep)	1.08383 (23/Sep)	1.37477 (13/Jan)	1.08383 (23/Sep)

All price & chart based on Valbury MT4 Platform

USD/CHF

Interest Rate: 3.00%-3.25% (US)/ 0.50% (CH)



RESISTANCE	0.99365	
	0.98878	
	0.98523	
SUPPORT	0.97681	
	0.97194	
	0.96839	
SUGGESTION	BUY	0.9800
	SELL	---
	S/L	0.9760
	T/P:	0.9870 0.9900

DATE	OPEN	HIGH	LOW	RANGE	CLOSE	CHANGE	PREVIOUS
Sep 23	0.97698	0.98390	0.97548	84,2	0.98169	↑ 47,2	0.97697

WEEKLY		SEPTEMBER		2022	
HIGH	LOW	HIGH	LOW	HIGH	LOW
0.98490 (22/Sep)	0.96189 (21/Sep)	0.98686 (07/Sep)	0.94786 (13/Sep)	1.00634 (16/May)	0.90908 (13/Jan)

AUD/USD

Interest Rate: 2.35% (AU)/ 3.00%-3.25% (US)



DATE	OPEN	HIGH	LOW	RANGE	CLOSE	CHANGE	PREVIOUS
Sep 23	0.66419	0.66549	0.65106	144,3	0.65321	↓ 110,3	0.66424

WEEKLY		SEPTEMBER		2022	
HIGH	LOW	HIGH	LOW	HIGH	LOW
0.67465 (20/Sep)	0.65106 (23/Sep)	0.69152 (13/Sep)	0.65106 (23/Sep)	0.76603 (05/Apr)	0.65106 (23/Sep)

All price & chart based on Valbury MT4 Platform

NZD/USD

Interest Rate: 3.00% (NZ)/ 3.00%-3.25% (US)



DATE	OPEN	HIGH	LOW	RANGE	CLOSE	CHANGE	PREVIOUS
Sep 23	0.58436	0.58554	0.57292	126,2	0.57494	↓ 94,3	0.58437

WEEKLY		SEPTEMBER		2022	
HIGH	LOW	HIGH	LOW	HIGH	LOW
0.60012 (19/Sep)	0.57292 (23/Sep)	0.61603 (13/Sep)	0.57292 (23/Sep)	0.70331 (05/Apr)	0.57292 (23/Sep)

USD/CAD

Interest Rate: 3.00%-3.25% (US)/ 3.25% (CA)



RESISTANCE	1.37913	
	1.37013	
	1.36469	
SUPPORT	1.35025	
	1.34125	
	1.33581	
SUGGESTION	BUY	1.3575
	SELL	---
	S/L	1.3500
	T/P:	1.3645 1.3700

DATE	OPEN	HIGH	LOW	RANGE	CLOSE	CHANGE	PREVIOUS
Sep 23	1.34847	1.36113	1.34669	144,4	1.35925	↑ 106,3	1.34862

WEEKLY		SEPTEMBER		2022	
HIGH	LOW	HIGH	LOW	HIGH	LOW
1.36113 (23/Sep)	1.32262 (20/Sep)	1.36113 (23/Sep)	1.29526 (13/Sep)	1.36113 (23/Sep)	1.24016 (05/Apr)

All price & chart based on Valbury MT4 Platform

EURJPY

Interest Rate: 0.50% (EU)/-0.10% (JP)



RESISTANCE	141.467	
	140.859	
	139.875	
SUPPORT	138.283	
	137.675	
	136.691	
SUGGESTION	BUY	---
	SELL	139.05
	S/L	139.85
	T/P:	138.30 137.70

DATE	OPEN	HIGH	LOW	RANGE	CLOSE	CHANGE	PREVIOUS
Sep 23	139.926	140.251	138.659	159,2	138.891	↓ 98,6	139.877

WEEKLY		SEPTEMBER		2022	
HIGH	LOW	HIGH	LOW	HIGH	LOW
144.030 (20/Sep)	138.659 (23/Sep)	145.629 (12/Sep)	138.659 (23/Sep)	145.629 (12/Sep)	124.384 (07/Mar)

GOLD (XAU/USD)



RESISTANCE	1701.95	
	1688.84	
	1665.91	
SUPPORT	1629.87	
	1616.76	
	1593.83	
SUGGESTION	BUY	---
	SELL	1646.00
	S/L	1665.00
	T/P:	1629.00 1616.00

DATE	OPEN	HIGH	LOW	RANGE	CLOSE	CHANGE	PREVIOUS
Sep 23	1671.38	1675.73	1639.69	36.04	1642.98	↓ 28.06	1671.04

WEEKLY		SEPTEMBER		2022	
HIGH	LOW	HIGH	LOW	HIGH	LOW
1687.85 (21/Sep)	1639.69 (23/Sep)	1734.97 (12/Sep)	1639.69 (23/Sep)	2070.27 (08/Mar)	1639.69 (23/Sep)

All price & chart based on Valbury MT4 Platform

SILVER – XAG/USD



RESISTANCE	20.369	
	20.028	
	19.432	
SUPPORT	18.495	
	18.154	
	17.558	
SUGGESTION	BUY	---
	SELL	19.00
	S/L	19.40
	T/P:	18.50 18.15

DATE	OPEN	HIGH	LOW	RANGE	CLOSE	CHANGE	PREVIOUS
Sep 23	19.605	19.688	18.751	0.937	18.836	↓ 0.777	19.613

WEEKLY		SEPTEMBER		2022	
HIGH	LOW	HIGH	LOW	HIGH	LOW
19.893 (21/Sep)	18.751 (23/Sep)	19.989 (12/Sep)	17.536 (01/Sep)	26.927 (08/Mar)	17.536 (01/Sep)

OIL WTI – CL-NOV/USD
(Exp. 18 Oktober 2022)



DATE	OPEN	HIGH	LOW	RANGE	CLOSE	CHANGE	PREVIOUS
Sep 23	83.55	83.93	78.14	5.79	79.41	↓ 4.10	83.51

WEEKLY		SEPTEMBER		2022	
HIGH	LOW	HIGH	LOW	HIGH	LOW
86.68 (21/Sep)	78.14 (23/Sep)	90.39 (05/Sep)	78.14 (23/Sep)	130.57 (07/Mar)	74.27 (03/Jan)

All price & chart based on Valbury MT4 Platform

VALBURY e-CAPITAL LTD.



DISCLAIMER:

The information contained above is intended to provide general information and does not constitute or purports to be a financial advice, investment advice, trading advice, or any other advice. Any strategies, views or opinions expressed above are not intended to be presented as an offer or solicitation for the purchase or sale of any financial instrument. Client should seek personal professional advice before making any decisions. The client should ensure that financial instruments are suitable for his/her own individual objectives, financial situation and investment needs. This report is prepared for the use of Valbury e-Capital clients. The reproduction and redistribution of this material is strictly prohibited

VALBURY e-CAPITAL LTD.