








## Daily Outlook

GLOBAL MARKETS & ECONOMIES | WEEKLY ECONOMIC INDICATORS | CURRENCIES | PRECIOUS METAL | OIL |

Counter	News	Trend	Support	Resistance
 <b>EURUSD</b>	<b>EURUSD</b> – Harga naik setelah USD ditutup melemah dari level tertinggi dalam lima minggu pada perdagangan hari Senin, karena investor mengkonsolidasikan keuntungan minggu lalu pada Dollar dan menunggu berita dari Washington tentang bagaimana mengatasi masalah plafon utang, yang dapat memaksa pemerintah AS untuk gagal membayar utangnya jika tidak diselesaikan. Resistance utama di 1.0913, support di 1.0827	↑	1.0827	1.0913
 <b>USDJPY</b>	<b>USDJPY</b> – Harga yen melemah terhadap USD yang turun pada hari Senin karena investor mengkonsolidasikan keuntungan yang dibuat minggu lalu dan menunggu berita dari Washington tentang bagaimana mengatasi masalah plafon utang yang dapat memaksa pemerintah AS untuk gagal bayar jika hutangnya tidak diselesaikan serta data pabrik Empire State yang lebih lemah dari perkiraan. Resistance 136.35, support 135.74	↑	135.74	136.35
 <b>USDCHF</b>	<b>USDCHF</b> – Harga turun setelah USD ditutup melemah dari level tertinggi dalam lima minggu pada perdagangan hari Senin, karena investor mengkonsolidasikan keuntungan minggu lalu pada Dollar dan menunggu berita dari Washington tentang bagaimana mengatasi masalah plafon utang, yang dapat memaksa pemerintah AS untuk gagal membayar utangnya jika tidak diselesaikan. Resistance utama 0.9006, support 0.8915	↓	0.8915	0.9006
 <b>GBPUSD</b>	<b>GBPUSD</b> – Harga naik setelah USD ditutup melemah dari level tertinggi dalam lima minggu pada perdagangan hari Senin, karena investor mengkonsolidasikan keuntungan minggu lalu pada Dollar dan menunggu berita dari Washington tentang bagaimana mengatasi masalah plafon utang, yang dapat memaksa pemerintah AS untuk gagal membayar utangnya jika tidak diselesaikan. Resistance utama 1.2590, support 1.2469	↑	1.2469	1.2590
 <b>AUDUSD</b>	<b>AUDUSD</b> – Harga naik setelah USD turun pada hari Senin karena investor mengkonsolidasikan keuntungan yang dibuat minggu lalu dan menunggu berita dari Washington tentang bagaimana mengatasi masalah plafon utang yang dapat memaksa pemerintah AS untuk gagal bayar jika hutangnya tidak diselesaikan serta data pabrik Empire State yang lebih lemah dari perkiraan. Fokus hari ini pada rilis data penjualan ritel AS. Resistance 0.6725, support 0.6658	↑	0.6658	0.6725
 <b>XAUUSD</b>	<b>XAUUSD</b> – Harga emas naik pada hari Senin setelah dolar melemah karena investor berharap pada penurunan suku bunga sebelum akhir tahun meskipun ada komentar dari pejabat Federal Reserve, fokus pada pembicaraan plafon utang AS. Resistance 2022.65 support 2009.16	↑	2009.16	2022.65
 <b>CLc1 (WTI)</b>	<b>OIL</b> – Harga minyak naik \$1 per barel pada hari Senin setelah penurunan tiga hari berturut-turut didorong oleh prospek pengetatan pasokan di Kanada dan di tempat lain meskipun kekhawatiran pada resesi global yang dapat melemahkan permintaan terus membebani pasar. Resistance 72.20, support 69.93	↑	69.93	72.20

**ECONOMIC INDICATORS**

DATE	WIB	CT Y	INDICATORS	PER	ACTUAL	FORECAST	PREV.	REV.
<b>Mon/15-May-23</b>	05:30	NZ	Performance Services Index	Apr	49.8	--	54.4	53.8
	06:50	JP	PPI MoM	Apr	0.2%	0.0%	0.0%	0.1%
	06:50	JP	PPI YoY	Apr	5.8%	7.1%	7.2%	7.4%
	13:00	JP	Machine Tool Orders YoY	Apr P	-12.7%	-13%	-15.2%	--
	13:30	CH	Producer & Import Prices YoY	Apr	1.0%	1.1%	2.1%	--
	13:30	CH	Producer & Import Prices MoM	Apr	0.2%	-0.1%	0.2%	--
	16:00	EZ	Industrial Production SA MoM	Mar	-4.1%	-2.5%	1.5%	--
	16:00	EZ	Industrial Production WDA YoY	Mar	-1.4%	0.9%	2%	--
	16:00	EZ	EU Commission Economic Forecasts					
	19:10	EZ	ECB's Nagel Speaks					
	19:15	CA	Housing Starts	Apr	261.6k	224.6k	213.9k	213.8k
	19:30	CA	Wholesale Trade Sales MoM	Mar	-0.1%	-0.4%	-1.7%	-1.4%
	19:30	US	Empire Manufacturing	May	-31.8	-3.7	10.8	--
	19:45	US	Fed's Bostic Has Opening Remarks at Financial Markets...					
	20:00	CA	Existing Home Sales MoM	Apr		--	1.4%	--
	20:15	US	Fed's Kashkari Takes Part in a Moderated Discussion					
	23:00	GB	BOE's Huw Pill speaks					
<b>Tue/16-May-23</b>	04:00	US	Fed's Cook Gives Commencement Address at UC Berkeley					
	07:30	AU	Westpac Consumer Conf SA MoM	May		--	9.4%	--
	07:30	AU	Westpac Consumer Conf Index	May		--	85.8	--
	08:30	AU	RBA Minutes of May Policy Meeting					
	09:00	CN	Industrial Production YoY	Apr		10.7%	3.9%	--
	09:00	CN	Industrial Production YTD YoY	Apr		4.9%	3%	--
	09:00	CN	Retail Sales YTD YoY	Apr		8.2%	5.8%	--
	09:00	CN	Retail Sales YoY	Apr		22%	10.6%	--
	09:00	CN	Surveyed Jobless Rate	Apr		5.3%	5.3%	--
	13:00	GB	Payrolled Employees Monthly Change	Apr		--	31k	--
	13:00	GB	Claimant Count Rate	Apr		--	3.9%	--
	13:00	GB	Jobless Claims Change	Apr		--	28.2k	--
	13:00	GB	Average Weekly Earnings 3M/YoY	Mar		--	5.9%	--
	13:00	GB	Weekly Earnings ex Bonus 3M/YoY	Mar		--	6.6%	--
	13:00	GB	ILO Unemployment Rate 3Mths	Mar		3.8%	3.8%	--
	13:00	GB	Employment Change 3M/3M	Mar		--	169k	--
	15:15	EZ	ECB's Makhlof Speaks					
	16:00	EZ	ZEW Survey Expectations	May		--	6.4	--
	16:00	EZ	GDP SA QoQ	1Q P		0.1%	0.1%	--
	16:00	EZ	GDP SA YoY	1Q P		1.3%	1.3%	--
	16:00	EZ	Trade Balance SA	Mar		--	-0.1b	--
	16:00	EZ	Trade Balance NSA	Mar		--	4.6b	--
	16:00	EZ	Employment QoQ	1Q P		--	0.3%	--
	16:00	EZ	Employment YoY	1Q P		--	1.5%	--
	16:00	DE	ZEW Survey Expectations	May		-5	4.1	--
	16:00	DE	ZEW Survey Current Situation	May		-35.2	-32.5	--
	19:15	US	Fed's Mester Discusses the economic and Policy Outlook					
	19:30	CA	Manufacturing Sales MoM	Mar		--	-3.6%	--
	19:30	CA	CPI NSA MoM	Apr		--	0.5%	--
	19:30	CA	CPI YoY	Apr		--	4.3%	--
	19:30	CA	Consumer Price Index	Apr		--	155.3	--
	19:30	CA	CPI Core- Trim YoY%	Apr		--	4.4%	--
	19:30	CA	CPI Core- Median YoY%	Apr		--	4.6%	--
19:30	US	Retail Sales Advance MoM	Apr		0.7%	-1%	--	
19:30	US	Retail Sales Ex Auto MoM	Apr		0.4%	-0.8%	--	
19:30	US	Retail Sales Ex Auto and Gas	Apr		0.2%	-0.3%	--	
20:15	US	Industrial Production MoM	Apr		0.0%	0.4%	--	
20:15	US	Capacity Utilization	Apr		79.7%	79.8%	--	
20:15	US	Manufacturing (SIC) Production	Apr		0.2%	-0.5%	--	
21:00	EZ	ECB's Lagarde Speaks						
21:00	US	Fed's Barr Testifies Before House Financial Services Committee						
21:00	US	Business Inventories	Mar		0.0%	0.2%	--	
21:00	US	NAHB Housing Market Index	May		45	45	--	
23:15	US	Fed's Williams Discusses Economic Outlook and Monetary...						
<b>Wed/17-May-23</b>	02:15	US	Fed's Logan Moderates Panel Discussion at Atlanta Fed conferen					
	06:00	US	Fed's Bostic and Goolsbee Discuss the Economic Outlook					

	06:50	JP	GDP Annualized SA QoQ	1Q P		0.8%	0.1%	--
	06:50	JP	GDP SA QoQ	1Q P		0.2%	0.0%	--
	06:50	JP	GDP Nominal SA QoQ	1Q P		1.3%	1.2%	--
	06:50	JP	GDP Deflator YoY	1Q P		2%	1.2%	--
	06:50	JP	GDP Private Consumption QoQ	1Q P		0.4%	0.3%	--
	06:50	JP	GDP Business Spending QoQ	1Q P		-0.3%	-0.5%	--
	06:50	JP	Inventory Contribution % GDP	1Q P		0.1%	-0.5%	--
	06:50	JP	Net Exports Contribution % GDP	1Q P		-0.2%	0.4%	--
	07:30	AU	Westpac Leading Index MoM	Apr		--	-0.01%	--
	08:30	AU	Wage Price Index QoQ	1Q		0.9%	0.8%	--
	08:30	AU	Wage Price Index YoY	1Q		3.6%	3.3%	--
	11:30	JP	Industrial Production MoM	Mar F		--	0.8%	--
	11:30	JP	Industrial Production YoY	Mar F		--	-0.7%	--
	11:30	JP	Capacity Utilization MoM	Mar		--	3.9%	--
	16:00	EZ	CPI YoY	Apr F		7%	6.9%	--
	16:00	EZ	CPI MoM	Apr F		0.7%	0.7%	--
	16:00	EZ	CPI Core YoY	Apr F		5.6%	5.6%	--
	19:30	US	Housing Starts	Apr		1396k	1420k	--
	19:30	US	Building Permits	Apr		1428k	1413k	--
	19:30	US	Housing Starts MoM	Apr		-1.7%	-0.8%	--
	19:30	US	Building Permits MoM	Apr		-0.2%	-8.8%	--
	21:30	US	DOE U.S. Crude Oil Inventories	12-May		--	2951k	--
	21:30	US	DOE Cushing OK Crude Inventory	12-May		--	397k	--
	21:30	US	DOE U.S. Gasoline Inventories	12-May		--	-3167k	--
	21:30	US	DOE U.S. Distillate Inventory	12-May		--	-4170k	--
	21:30	US	DOE U.S. Refinery Utilization	12-May		--	0.3%	--
	22:15	EZ	ECB's Guindos Speaks					
<b>Thu/18-May-23</b>	05:45	NZ	PPI Output QoQ	1Q		--	0.9%	--
	05:45	NZ	PPI Input QoQ	1Q		--	0.5%	--
	06:50	JP	Trade Balance	Apr		-¥600.0b	-¥754.5b	--
	06:50	JP	Trade Balance Adjusted	Apr		-¥1073.0b	¥1209.9b	--
	06:50	JP	Exports YoY	Apr		3%	4.3%	--
	06:50	JP	Imports YoY	Apr		-0.6%	7.3%	--
	08:00	AU	Consumer Inflation Expectation	May		--	4.6%	--
	08:30	AU	Part Time Employment Change	Apr		--	-19.2k	--
	08:30	AU	Employment Change	Apr		25k	53k	--
	08:30	AU	Unemployment Rate	Apr		3.5%	3.5%	--
	08:30	AU	Full Time Employment Change	Apr		--	72.2k	--
	08:30	AU	Participation Rate	Apr		66.7%	66.7%	--
	All	CH	<b>Bank Holiday (Ascension Day)</b>					
	14:45	GB	BOE's Huw Pill speaks					
	15:00	EZ	ECB Publishes Economic Bulletin					
	15:30	HK	Unemployment Rate SA	Apr		3%	3.1%	--
	19:30	US	Initial Jobless Claims	13-May		--	264k	--
	19:30	US	Continuing Claims	6-May		--	1813k	--
	19:30	US	Philadelphia Fed Business Outlook	May		-21.1	-31.3	--
	20:05	US	Fed's Jefferson Gives Speech on Economic Outlook					
	20:30	US	Fed's Barr Testifies Before Senate Banking Committee					
	21:00	CA	Bank of Canada Releases Financial System Review					
	21:00	US	Fed's Logan Speaks at Texas Bankers Association Convention					
	21:00	US	Existing Home Sales	Apr		4.28m	4.44m	--
	21:00	US	Existing Home Sales MoM	Apr		-3.6%	-2.4%	--
	21:00	US	Leading Index	Apr		-0.5%	-1.2%	--
<b>Fri/19-May-23</b>	05:45	NZ	Imports NZD	Apr		--	7.78b	--
	05:45	NZ	Exports NZD	Apr		--	6.51b	--
	05:45	NZ	Trade Balance NZD	Apr		--	-1273m	--
	05:45	NZ	Trade Balance 12 Mth YTD NZD	Apr		--	-16398m	--
	06:01	GB	GfK Consumer Confidence	May		--	-30	--
	06:30	JP	Natl CPI YoY	Apr		3.5%	3.2%	--
	06:30	JP	Natl CPI Ex Fresh Food YoY	Apr		3.4%	3.1%	--
	06:30	JP	Natl CPI Ex Fresh Food, Energy YoY	Apr		4.2%	3.8%	--
	11:30	JP	Tertiary Industry Index MoM	Mar		0.3%	0.7%	--
	13:00	DE	PPI MoM	Apr		-0.5%	-2.6%	--
	13:00	DE	PPI YoY	Apr		4.8%	7.5%	--
	16:45	GB	BOE's Haskel speaks					
	19:30	CA	Retail Sales MoM	Mar		--	-0.2%	--
	19:30	CA	Retail Sales Ex Auto MoM	Mar		--	-0.7%	--
	19:45	US	Fed's Williams Speaks at Monetary Policy Conference					
	20:00	US	Fed's Bowman Takes Part in Discussion at Bankers Convention					

	20:55	EZ	ECB's Schnabel Speaks					
	22:00	EZ	ECB's Schnabel Speaks					
	22:00	US	Fed Chair Powell, Former Chair Bernanke Speak on Policy Panel					
<b>Sat/20-May-23</b>	00:00	US	Baker Hughes U.S. Rig Count	19-May		--	--	--
	02:00	EZ	ECB's Lagarde, De Cos on Brazil Central Bank Panel					



### EUR/USD

Interest Rate: 3.75% (EU) / 5.00%- 5.25% (US)



RESISTANCE	1.09366	
	1.09133	
	1.08938	
SUPPORT	1.08510	
	1.08277	
	1.08082	
SUGGESTION	BUY	1.0870
	SELL	---
	S/L	1.0840
	T/P:	1.0915 1.0935

DATE	OPEN	HIGH	LOW	RANGE	CLOSE	CHANGE	PREVIOUS
May 15	1.08492	1.08899	1.08471	42,8	1.08744	↑ 24,3	1.08501

WEEKLY		MAY		2023	
HIGH	LOW	HIGH	LOW	HIGH	LOW
1.08899 (15/May)	1.08471 (15/May)	1.10908 (04/May)	1.08477 (12/May)	1.10947 (26/Apr)	1.04824 (06/Jan)

*price & chart based on Valbury MT4 Platform*

### USDJPY

Interest Rate: 5.00%- 5.25% (US) / -0.10%(JP)



RESISTANCE	136.973	
	136.644	
	136.359	
SUPPORT	135.745	
	135.416	
	135.131	
SUGGESTION	BUY	136.05
	SELL	---
	S/L	135.75
	T/P:	136.35 136.65

DATE	OPEN	HIGH	LOW	RANGE	CLOSE	CHANGE	PREVIOUS
May 15	135.762	136.315	135.701	61,4	136.074	↑ 39,7	135.677

WEEKLY		MAY		2023	
HIGH	LOW	HIGH	LOW	HIGH	LOW
136.315 (15/May)	135.701 (15/May)	137.764 (02/May)	133.492 (04/May)	137.905 (08/Mar)	127.217 (16/Jan)

## GBP/USD

Interest Rate: 4.50% (GB) / 5.00%- 5.25% (US)



DATE	OPEN	HIGH	LOW	RANGE	CLOSE	CHANGE	PREVIOUS
May 15	1.24473	1.25336	1.24443	89,3	1.25270	↑ 77,1	1.24499

WEEKLY		MAY		2023	
HIGH	LOW	HIGH	LOW	HIGH	LOW
1.25336 (15/May)	1.24443 (15/May)	1.26789 (10/May)	1.24347 (02/May)	1.26789 (10/May)	1.18021 (08/Mar)

All price & chart based on Valbury MT4 Platform

## USD/CHF

Interest Rate: 5.00%- 5.25% (US) / 1.50% (CH)



DATE	OPEN	HIGH	LOW	RANGE	CLOSE	CHANGE	PREVIOUS
May 15	0.89828	0.89867	0.89415	45,2	0.89546	↓ 28,1	0.89827

WEEKLY		MAY		2023	
HIGH	LOW	HIGH	LOW	HIGH	LOW
0.89867 (15/May)	0.89415 (15/May)	0.89940 (02/May)	0.88190 (04/May)	0.94377 (08/Mar)	0.88190 (04/May)

### AUD/USD

Interest Rate: 3.85% (AU) / 5.00%- 5.25% (US)



DATE	OPEN	HIGH	LOW	RANGE	CLOSE	CHANGE	PREVIOUS
May 15	0.66428	0.67079	0.66408	67,1	0.67005	↑ 55,1	0.66454

WEEKLY		MAY		2023	
HIGH	LOW	HIGH	LOW	HIGH	LOW
0.67079 (15/May)	0.66408 (15/May)	0.68167 (10/May)	0.66090 (01/May)	0.71568 (02/Feb)	0.65633 (10/Mar)

All price & chart based on Valbury MT4 Platform

### NZD/USD

Interest Rate: 5.25% (NZ) / 5.00%- 5.25% (US)



DATE	OPEN	HIGH	LOW	RANGE	CLOSE	CHANGE	PREVIOUS
May 15	0.61939	0.62418	0.61858	56,0	0.62387	↑ 44,6	0.61941

WEEKLY		MAY		2023	
HIGH	LOW	HIGH	LOW	HIGH	LOW
0.62418 (15/May)	0.61858 (15/May)	0.63835 (11/May)	0.61603 (01/May)	0.65372 (02/Feb)	0.60837 (08/Mar)

## USD/CAD

Interest Rate: 5.00%- 5.25% (US) / 4.50% (CA)



DATE	OPEN	HIGH	LOW	RANGE	CLOSE	CHANGE	PREVIOUS
May 15	1.35556	1.35668	1.34582	108,6	1.34636	↓ 88,2	1.35518

WEEKLY		MAY		2023	
HIGH	LOW	HIGH	LOW	HIGH	LOW
1.35668 (15/May)	1.34582 (15/May)	1.36383 (03/May)	1.33139 (08/May)	1.38608 (10/Mar)	1.32610 (02/Feb)

All price & chart based on Valbury MT4 Platform

## EURJPY

Interest Rate: 3.75% (EU) / -0.10% (JP)



DATE	OPEN	HIGH	LOW	RANGE	CLOSE	CHANGE	PREVIOUS
May 15	147.301	148.168	147.285	88,3	147.974	↑ 74,9	147.225

WEEKLY		MAY		2023	
HIGH	LOW	HIGH	LOW	HIGH	LOW
148.168 (15/May)	147.285 (15/May)	151.604 (02/May)	146.121 (11/May)	151.604 (02/May)	137.377 (03/Jan)



## GOLD (XAU/USD)



DATE	OPEN	HIGH	LOW	RANGE	CLOSE	CHANGE	PREVIOUS
May 15	2010.68	2022.06	2008.57	13.49	2016.20	↑ 5.41	2010.79

WEEKLY		MAY		2023	
HIGH	LOW	HIGH	LOW	HIGH	LOW
2022.06 (15/May)	2008.57 (15/May)	2078.27 (04/May)	1976.96 (01/May)	2078.27 (04/May)	1804.59 (28/Feb)

*All price & chart based on Valbury MT4 Platform*

## SILVER – XAG/USD



DATE	OPEN	HIGH	LOW	RANGE	CLOSE	CHANGE	PREVIOUS
May 15	23.965	24.186	23.854	0.332	24.069	↑ 0.109	23.960

WEEKLY		MAY		2023	
HIGH	LOW	HIGH	LOW	HIGH	LOW
24.186 (15/May)	23.854 (15/May)	26.110 (05/May)	23.714 (12/May)	26.110 (05/May)	19.878 (10/Mar)

**OIL WTI – CL-JUN/USD**  
(Exp. 18 Mei 2023)



DATE	OPEN	HIGH	LOW	RANGE	CLOSE	CHANGE	PREVIOUS
May 15	70.07	71.70	69.43	2.27	71.32	↑ 1.23	70.09

WEEKLY		MAY		2023	
HIGH	LOW	HIGH	LOW	HIGH	LOW
71.70 (15/May)	69.43 (15/May)	76.70 (01/May)	63.86 (04/May)	83.54 (12/Apr)	63.86 (04/May)

*All price & chart based on Valbury MT4 Platform*

VALBURY e-CAPITAL LTD.



**DISCLAIMER:**

*The information contained above is intended to provide general information and does not constitute or purports to be a financial advice, investment advice, trading advice, or any other advice. Any strategies, views or opinions expressed above are not intended to be presented as an offer or solicitation for the purchase or sale of any financial instrument. Client should seek personal professional advice before making any decisions. The client should ensure that financial instruments are suitable for his/her own individual objectives, financial situation and investment needs. This report is prepared for the use of Valbury e-Capital clients. The reproduction and redistribution of this material is strictly prohibited*

VALBURY e-CAPITAL LTD.