








Daily Outlook

GLOBAL MARKETS & ECONOMIES | WEEKLY ECONOMIC INDICATORS | CURRENCIES | PRECIOUS METAL | OIL |

Counter	News	Trend	Support	Resistance
 EURUSD	EURUSD – Harga turun setelah USD ditutup menguat ke level tertinggi dalam tujuh minggu pada hari Kamis karena putaran lain dari data ekonomi yang solid semakin mengurangi taruhan pelonggaran oleh Federal Reserve, dengan greenback juga didorong oleh ekspektasi kesepakatan plafon utang AS untuk mencegah potensi gagal bayar. Resistance utama di 1.0823, support di 1.0738	↓	1.0738	1.0823
 USDJPY	USDJPY – Harga yen melemah terhadap USD yang naik ke level tertinggi dalam tujuh minggu pada hari Kamis karena data ekonomi yang kuat semakin mengurangi harapan pelonggaran suku bunga oleh Federal Reserve dan optimisme kesepakatan plafon utang untuk mencegah potensi gagal bayar utang AS. Fokus hari ini pada rilis data inflasi Jepang. Resistance 139.17, support 137.72	↑	137.72	139.17
 USDCHF	USDCHF – Harga naik setelah USD ditutup menguat ke level tertinggi dalam tujuh minggu pada hari Kamis karena putaran lain dari data ekonomi yang solid semakin mengurangi taruhan pelonggaran oleh Federal Reserve, dengan greenback juga didorong oleh ekspektasi kesepakatan plafon utang AS untuk mencegah potensi gagal bayar. Resistance utama 0.9080, support 0.8998	↑	0.8998	0.9080
 GBPUSD	GBPUSD – Harga turun setelah USD ditutup menguat ke level tertinggi dalam tujuh minggu pada hari Kamis karena putaran lain dari data ekonomi yang solid semakin mengurangi taruhan pelonggaran oleh Federal Reserve, dengan greenback juga didorong oleh ekspektasi kesepakatan plafon utang AS untuk mencegah potensi gagal bayar. Resistance utama 1.2530, support 1.2366	↓	1.2366	1.2530
 AUDUSD	AUDUSD – Harga turun karena USD naik ke level tertinggi dalam tujuh minggu pada hari Kamis karena data ekonomi yang kuat semakin mengurangi harapan pelonggaran suku bunga oleh Federal Reserve dan optimisme kesepakatan plafon utang untuk mencegah potensi gagal bayar utang AS. Fokus hari ini pada pidato Ketua Federal Reserve AS Jerome Powell. Resistance 0.6657, support 0.6594	↓	0.6594	0.6657
 XAUUSD	XAUUSD – Harga emas melanjutkan penurunannya pada hari Kamis setelah data ekonomi AS yang lebih kuat semakin menurunkan harapan bahwa Federal Reserve dapat melonggarkan kenaikan suku bunga dan harga juga ditekan oleh optimisme kesepakatan plafon utang AS. Resistance 1978.06 support 1944.06	↓	1944.06	1978.06
 CLc1 (WTI)	OIL – Harga minyak turun sekitar 1% pada hari Kamis setelah data ekonomi AS yang kuat mendorong dolar untuk naik dan mencapai level tertinggi dalam dua bulan di tengah meningkatnya ekspektasi bahwa Federal Reserve AS dapat menaikkan suku bunga lagi pada bulan Juni. Resistance 72.82, support 71.40	↓	71.40	72.82

ECONOMIC INDICATORS

DATE	WIB	CT Y	INDICATORS	PER	ACTUAL	FORECAST	PREV.	REV.	
Mon/15-May-23	05:30	NZ	Performance Services Index	Apr	49.8	--	54.4	53.8	
	06:50	JP	PPI MoM	Apr	0.2%	0.0%	0.0%	0.1%	
	06:50	JP	PPI YoY	Apr	5.8%	7.1%	7.2%	7.4%	
	13:00	JP	Machine Tool Orders YoY	Apr P	-12.7%	-13%	-15.2%	--	
	13:30	CH	Producer & Import Prices YoY	Apr	1.0%	1.1%	2.1%	--	
	13:30	CH	Producer & Import Prices MoM	Apr	0.2%	-0.1%	0.2%	--	
	16:00	EZ	Industrial Production SA MoM	Mar	-4.1%	-2.5%	1.5%	--	
	16:00	EZ	Industrial Production WDA YoY	Mar	-1.4%	0.9%	2%	--	
	16:00	EZ	EU Commission Economic Forecasts						
	19:10	EZ	ECB's Nagel Speaks						
	19:15	CA	Housing Starts	Apr	261.6k	224.6k	213.9k	213.8k	
	19:30	CA	Wholesale Trade Sales MoM	Mar	-0.1%	-0.4%	-1.7%	-1.4%	
	19:30	US	Empire Manufacturing	May	-31.8	-3.7	10.8	--	
	19:45	US	Fed's Bostic Has Opening Remarks at Financial Markets...						
	20:00	CA	Existing Home Sales MoM	Apr		--	1.4%	--	
	20:15	US	Fed's Kashkari Takes Part in a Moderated Discussion						
	23:00	GB	BOE's Huw Pill speaks						
	Tue/16-May-23	04:00	US	Fed's Cook Gives Commencement Address at UC Berkeley					
		07:30	AU	Westpac Consumer Conf SA MoM	May	-7.9%	-1.7%	9.4%	--
07:30		AU	Westpac Consumer Conf Index	May	79	82.1	85.8	--	
08:30		AU	RBA Minutes of May Policy Meeting						
09:00		CN	Industrial Production YoY	Apr	5.6%	10.9%	3.9%	--	
09:00		CN	Industrial Production YTD YoY	Apr	3.6%	4.9%	3%	--	
09:00		CN	Retail Sales YTD YoY	Apr	8.46%	8.2%	5.8%	5.76%	
09:00		CN	Retail Sales YoY	Apr	18.4%	21%	10.6%	--	
09:00		CN	Surveyed Jobless Rate	Apr	5.2%	5.3%	5.3%	--	
13:00		GB	Payrolled Employees Monthly Change	Apr	-136k	15k	31k	42k	
13:00		GB	Claimant Count Rate	Apr			3.9%	--	
13:00		GB	Jobless Claims Change	Apr	46.7k	31.2k	28.2k	26.5k	
13:00		GB	Average Weekly Earnings 3M/YoY	Mar	5.8%	5.8%	5.9%	5.8%	
13:00		GB	Weekly Earnings ex Bonus 3M/YoY	Mar	6.7%	6.8%	6.6%	--	
13:00		GB	ILO Unemployment Rate 3Mths	Mar	3.9%	3.8%	3.8%	--	
13:00		GB	Employment Change 3M/3M	Mar	182k	120k	169k	--	
15:15		EZ	ECB's Makhlof Speaks						
16:00		EZ	ZEW Survey Expectations	May	-9.4	-1.0	6.4	--	
16:00		EZ	GDP SA QoQ	1Q P	0.1%	0.1%	0.1%	0.3%	
16:00		EZ	GDP SA YoY	1Q P	1.3%	1.3%	1.3%	--	
16:00		EZ	Trade Balance SA	Mar		--	-0.1b	--	
16:00		EZ	Trade Balance NSA	Mar	25.6b	-12.7	4.6b	3.7b	
16:00		EZ	Employment QoQ	1Q P	0.6%	0.3%	0.3%	--	
16:00		EZ	Employment YoY	1Q P	1.7%	0.4%	1.5%	--	
16:00		DE	ZEW Survey Expectations	May	-10.7	-5.3	4.1	--	
16:00		DE	ZEW Survey Current Situation	May	-34.8	-37.0	-32.5	--	
19:15		US	Fed's Mester Discusses the economic and Policy Outlook						
19:30		CA	Manufacturing Sales MoM	Mar	0.7%	0.7%	-3.6%	--	
19:30		CA	CPI NSA MoM	Apr	0.7%	0.4%	0.5%	--	
19:30		CA	CPI YoY	Apr	4.4%	4.1%	4.3%	--	
19:30		CA	Consumer Price Index	Apr		--	155.3	--	
19:30		CA	CPI Core- Trim YoY%	Apr	4.2%	4.1%	4.4%	--	
19:30		CA	CPI Core- Median YoY%	Apr	4.2%	4.3%	4.6%	4.5%	
19:30		US	Retail Sales Advance MoM	Apr	0.4%	0.7%	-1%	-0.7%	
19:30		US	Retail Sales Ex Auto MoM	Apr	0.4%	0.5%	-0.8%	-0.5%	
19:30		US	Retail Sales Ex Auto and Gas	Apr	0.6%	0.2%	-0.3%	-0.5%	
20:15	US	Industrial Production MoM	Apr	0.5%	0.0%	0.4%	0.0%		
20:15	US	Capacity Utilization	Apr	79.7%	79.8%	79.8%	79.4%		
20:15	US	Manufacturing (SIC) Production	Apr	1%	-0.2%	-0.5%	-0.8%		
21:00	EZ	ECB's Lagarde Speaks							
21:00	US	Fed's Barr Testifies Before House Financial Services Committee							
21:00	US	Business Inventories	Mar	-0.1%	0.1%	0.2%	--		
21:00	US	NAHB Housing Market Index	May	50	45	45	--		
23:15	US	Fed's Williams Discusses Economic Outlook and Monetary...							
Wed/17-May-23	02:15	US	Fed's Logan Moderates Panel Discussion at Atlanta Fed confere						
	06:00	US	Fed's Bostic and Goolsbee Discuss the Economic Outlook						

	06:50	JP	GDP Annualized SA QoQ	1Q P	1.6%	0.7%	0.1%	-0.1%
	06:50	JP	GDP SA QoQ	1Q P	0.4%	0.1%	0.0%	--
	06:50	JP	GDP Nominal SA QoQ	1Q P	-0.3%	-0.2%	0.4%	--
	06:50	JP	GDP Deflator YoY	1Q P	2.1%	2%	1.2%	--
	06:50	JP	GDP Private Consumption QoQ	1Q P	0.6%	0.4%	0.3%	0.2%
	06:50	JP	GDP Business Spending QoQ	1Q P	0.9%	-0.4%	-0.5%	-0.7%
	06:50	JP	Inventory Contribution % GDP	1Q P		0.1%	-0.5%	--
	06:50	JP	Net Exports Contribution % GDP	1Q P		-0.2%	0.4%	--
	07:30	AU	Westpac Leading Index MoM	Apr		--	-0.01%	--
	08:30	AU	Wage Price Index QoQ	1Q	0.8%	0.9%	0.8%	--
	08:30	AU	Wage Price Index YoY	1Q	3.7%	3.6%	3.3%	3.4%
	11:30	JP	Industrial Production MoM	Mar F	1.1%	--	4.6%	--
	11:30	JP	Industrial Production YoY	Mar F	-0.6%	--	-0.5%	--
	11:30	JP	Capacity Utilization MoM	Mar	0.8%	--	3.9%	--
	16:00	EZ	CPI YoY	Apr F	7%	7%	6.9%	--
	16:00	EZ	CPI MoM	Apr F	0.6%	0.7%	0.9%	--
	16:00	EZ	CPI Core YoY	Apr F	5.6%	5.6%	5.7%	--
	19:30	US	Housing Starts	Apr	1401k	1400k	1420k	1371k
	19:30	US	Building Permits	Apr	1416k	1437k	1437k	--
	19:30	US	Housing Starts MoM	Apr	2.2%	-1.7%	-0.8%	-4.5%
	19:30	US	Building Permits MoM	Apr	-1.5%	-0.2%	-3%	--
	21:30	US	DOE U.S. Crude Oil Inventories	12-May	5040k	-920k	2951k	--
	21:30	US	DOE Cushing OK Crude Inventory	12-May	1461k	--	397k	--
	21:30	US	DOE U.S. Gasoline Inventories	12-May	-1381k	-1060k	-3168k	--
	21:30	US	DOE U.S. Distillate Inventory	12-May	80k	57k	-4170k	--
	21:30	US	DOE U.S. Refinery Utilization	12-May	1.0%	0.5%	0.3%	--
	22:15	EZ	ECB's Guindos Speaks					
Thu/18-May-23	05:45	NZ	PPI Output QoQ	1Q	0.3%	0.8%	0.9%	--
	05:45	NZ	PPI Input QoQ	1Q	0.2%	0.5%	0.5%	--
	06:50	JP	Trade Balance	Apr	¥-432.4b	¥-613.8b	¥-754.5b	¥-755.1b
	06:50	JP	Trade Balance Adjusted	Apr	¥-1020b	¥-1073.0b	1209.9b	¥-1210b
	06:50	JP	Exports YoY	Apr	2.6%	3%	4.3%	--
	06:50	JP	Imports YoY	Apr	-2.3%	-0.3%	7.3%	--
	08:00	AU	Consumer Inflation Expectation	May		--	4.6%	--
	08:30	AU	Part Time Employment Change	Apr	22.8k	--	-19.2k	-21.4k
	08:30	AU	Employment Change	Apr	-4.3k	25k	53k	61.1k
	08:30	AU	Unemployment Rate	Apr	3.7%	3.5%	3.5%	--
	08:30	AU	Full Time Employment Change	Apr	-27.1k	--	72.2k	82.5k
	08:30	AU	Participation Rate	Apr	66.7%	66.7%	66.7%	66.8%
	All	CH	Bank Holiday (Ascension Day)					
	14:45	GB	BOE's Huw Pill speaks					
	15:00	EZ	ECB Publishes Economic Bulletin					
	15:30	HK	Unemployment Rate SA	Apr	3%	2.9%	3.1%	--
	19:30	US	Initial Jobless Claims	13-May	242k	254k	264k	--
	19:30	US	Continuing Claims	6-May	1799k	1818k	1813k	1807k
	19:30	US	Philadelphia Fed Business Outlook	May	-10.4	-19.8	-31.3	--
	20:05	US	Fed's Jefferson Gives Speech on Economic Outlook					
	20:30	US	Fed's Barr Testifies Before Senate Banking Committee					
	21:00	CA	Bank of Canada Releases Financial System Review					
	21:00	US	Fed's Logan Speaks at Texas Bankers Association Convention					
	21:00	US	Existing Home Sales	Apr	4.25m	4.3m	4.44m	4.43m
	21:00	US	Existing Home Sales MoM	Apr	-3.4%	-3.6%	-2.4%	-2.6%
	21:00	US	Leading Index	Apr	-0.6%	-0.6%	-1.2%	--
Fri/19-May-23	05:45	NZ	Imports NZD	Apr		--	7.78b	--
	05:45	NZ	Exports NZD	Apr		--	6.51b	--
	05:45	NZ	Trade Balance NZD	Apr		--	-1273m	--
	05:45	NZ	Trade Balance 12 Mth YTD NZD	Apr		--	-16398m	--
	06:01	GB	GfK Consumer Confidence	May		--	-30	--
	06:30	JP	Natl CPI YoY	Apr		3.5%	3.2%	--
	06:30	JP	Natl CPI Ex Fresh Food YoY	Apr		3.4%	3.1%	--
	06:30	JP	Natl CPI Ex Fresh Food, Energy YoY	Apr		4.2%	3.8%	--
	11:30	JP	Tertiary Industry Index MoM	Mar		0.3%	0.7%	--
	13:00	DE	PPI MoM	Apr		-0.5%	-2.6%	--
	13:00	DE	PPI YoY	Apr		4.8%	7.5%	--
	16:45	GB	BOE's Haskel speaks					
	19:30	CA	Retail Sales MoM	Mar		--	-0.2%	--
	19:30	CA	Retail Sales Ex Auto MoM	Mar		--	-0.7%	--
	19:45	US	Fed's Williams Speaks at Monetary Policy Conference					
	20:00	US	Fed's Bowman Takes Part in Discussion at Bankers Convention					

	20:55	EZ	ECB's Schnabel Speaks					
	22:00	EZ	ECB's Schnabel Speaks					
	22:00	US	Fed Chair Powell, Former Chair Bernanke Speak on Policy Panel					
Sat/20-May-23	00:00	US	Baker Hughes U.S. Rig Count	19-May		--	--	--
	02:00	EZ	ECB's Lagarde, De Cos on Brazil Central Bank Panel					



EUR/USD

Interest Rate: 3.75% (EU) / 5.00%- 5.25% (US)



RESISTANCE	1.09093	
	1.08782	
	1.08238	
SUPPORT	1.07383	
	1.07072	
	1.06528	
SUGGESTION	BUY	---
	SELL	1.0785
	S/L	1.0825
	T/P:	1.0710 1.0685

DATE	OPEN	HIGH	LOW	RANGE	CLOSE	CHANGE	PREVIOUS
May 18	1.08396	1.08472	1.07617	85,5	1.07693	↓ 70,9	1.08402

WEEKLY		MAY		2023	
HIGH	LOW	HIGH	LOW	HIGH	LOW
1.09038 (16/May)	1.07617 (18/May)	1.10908 (04/May)	1.07617 (18/May)	1.10947 (26/Apr)	1.04824 (06/Jan)

price & chart based on Valbury MT4 Platform

USDJPY

Interest Rate: 5.00%- 5.25% (US) / -0.10%(JP)



RESISTANCE	140.638	
	139.688	
	139.179	
SUPPORT	137.720	
	136.770	
	136.261	
SUGGESTION	BUY	138.45
	SELL	---
	S/L	137.75
	T/P:	139.15 139.65

DATE	OPEN	HIGH	LOW	RANGE	CLOSE	CHANGE	PREVIOUS
May 18	137.593	138.738	137.279	145,9	138.670	↑ 107,6	137.594

WEEKLY		MAY		2023	
HIGH	LOW	HIGH	LOW	HIGH	LOW
138.738 (18/May)	135.666 (16/May)	138.738 (18/May)	133.492 (04/May)	138.738 (18/May)	127.217 (16/Jan)

GBP/USD

Interest Rate: 4.50% (GB) / 5.00%- 5.25% (US)



RESISTANCE	1.25685	
	1.25302	
	1.24673	
SUPPORT	1.23661	
	1.23278	
	1.22649	
SUGGESTION	BUY	---
	SELL	1.2430
	S/L	1.2480
	T/P:	1.2340 1.2300

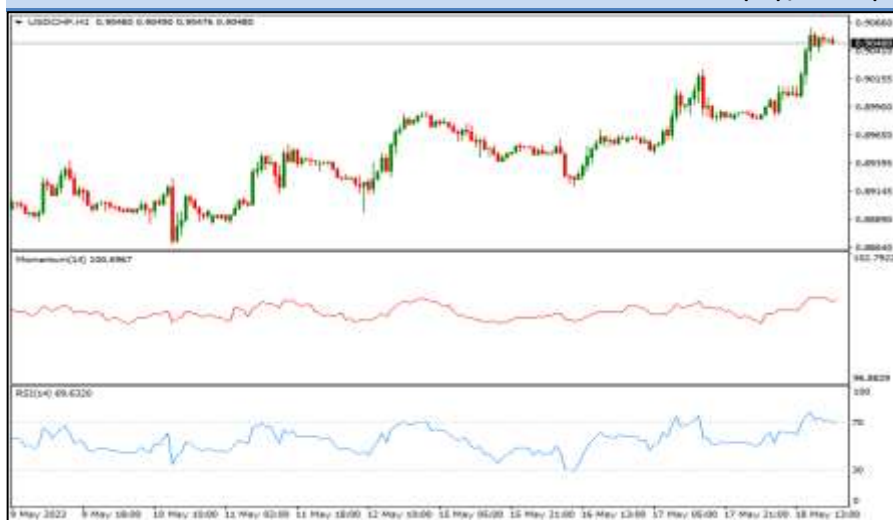
DATE	OPEN	HIGH	LOW	RANGE	CLOSE	CHANGE	PREVIOUS
May 18	1.24890	1.24919	1.23907	101,2	1.24044	↓ 84,5	1.24889

WEEKLY		MAY		2023	
HIGH	LOW	HIGH	LOW	HIGH	LOW
1.25455 (16/May)	1.23907 (18/May)	1.26789 (10/May)	1.23907 (18/May)	1.26789 (10/May)	1.18021 (08/Mar)

All price & chart based on Valbury MT4 Platform

USD/CHF

Interest Rate: 5.00%- 5.25% (US) / 1.50% (CH)



RESISTANCE	0.91627	
	0.91121	
	0.90805	
SUPPORT	0.89983	
	0.89477	
	0.89161	
SUGGESTION	BUY	0.9030
	SELL	---
	S/L	0.8990
	T/P:	0.9095 0.9115

DATE	OPEN	HIGH	LOW	RANGE	CLOSE	CHANGE	PREVIOUS
May 18	0.89841	0.90615	0.89793	82,2	0.90489	↑ 65,1	0.89838

WEEKLY		MAY		2023	
HIGH	LOW	HIGH	LOW	HIGH	LOW
0.90615 (18/May)	0.89189 (16/May)	0.90615 (18/May)	0.88190 (04/May)	0.94377 (08/Mar)	0.88190 (04/May)

AUD/USD

Interest Rate: 3.85% (AU) / 5.00%- 5.25% (US)



DATE	OPEN	HIGH	LOW	RANGE	CLOSE	CHANGE	PREVIOUS
May 18	0.66611	0.66668	0.66040	62,8	0.66212	↓ 39,8	0.66610

WEEKLY		MAY		2023	
HIGH	LOW	HIGH	LOW	HIGH	LOW
0.67088 (16/May)	0.66040 (18/May)	0.68167 (10/May)	0.66040 (18/May)	0.71568 (02/Feb)	0.65633 (10/Mar)

All price & chart based on Valbury MT4 Platform

NZD/USD

Interest Rate: 5.25% (NZ) / 5.00%- 5.25% (US)



DATE	OPEN	HIGH	LOW	RANGE	CLOSE	CHANGE	PREVIOUS
May 18	0.62450	0.62683	0.62029	65,4	0.62261	↓ 19,3	0.62454

WEEKLY		MAY		2023	
HIGH	LOW	HIGH	LOW	HIGH	LOW
0.62722 (17/May)	0.61858 (15/May)	0.63835 (11/May)	0.61603 (01/May)	0.65372 (02/Feb)	0.60837 (08/Mar)

USD/CAD

Interest Rate: 5.00%- 5.25% (US) / 4.50% (CA)



RESISTANCE	1.36046	
	1.35641	
	1.35322	
SUPPORT	1.34598	
	1.34193	
	1.33874	
SUGGESTION	BUY	1.3495
	SELL	---
	S/L	1.3460
	T/P:	1.3530 1.3560

DATE	OPEN	HIGH	LOW	RANGE	CLOSE	CHANGE	PREVIOUS
May 18	1.34515	1.35235	1.34511	72,4	1.35004	↑ 47,7	1.34527

WEEKLY		MAY		2023	
HIGH	LOW	HIGH	LOW	HIGH	LOW
1.35668 (15/May)	1.34032 (16/May)	1.36383 (03/May)	1.33139 (08/May)	1.38608 (10/Mar)	1.32610 (02/Feb)

All price & chart based on Valbury MT4 Platform

EURJPY

Interest Rate: 3.75% (EU) / -0.10% (JP)



RESISTANCE	150.280	
	149.861	
	149.602	
SUPPORT	148.924	
	148.505	
	148.246	
SUGGESTION	BUY	149.25
	SELL	---
	S/L	148.90
	T/P:	149.60 149.85

DATE	OPEN	HIGH	LOW	RANGE	CLOSE	CHANGE	PREVIOUS
May 18	149.154	149.441	148.763	67,8	149.344	↑ 18,9	149.155

WEEKLY		MAY		2023	
HIGH	LOW	HIGH	LOW	HIGH	LOW
149.441 (18/May)	147.285 (15/May)	151.604 (02/May)	146.121 (11/May)	151.604 (02/May)	137.377 (03/Jan)

GOLD (XAU/USD)



DATE	OPEN	HIGH	LOW	RANGE	CLOSE	CHANGE	PREVIOUS
May 18	1980.42	1985.85	1951.85	34.00	1957.16	↓ 24.29	1981.45

WEEKLY		MAY		2023	
HIGH	LOW	HIGH	LOW	HIGH	LOW
2022.06 (15/May)	1951.85 (18/May)	2078.27 (04/May)	1951.85 (18/May)	2078.27 (04/May)	1804.59 (28/Feb)

All price & chart based on Valbury MT4 Platform

SILVER – XAG/USD



DATE	OPEN	HIGH	LOW	RANGE	CLOSE	CHANGE	PREVIOUS
May 18	23.718	23.760	23.301	0.459	23.472	↓ 0.252	23.724

WEEKLY		MAY		2023	
HIGH	LOW	HIGH	LOW	HIGH	LOW
24.186 (15/May)	23.301 (18/May)	26.110 (05/May)	23.301 (18/May)	26.110 (05/May)	19.878 (10/Mar)

OIL WTI – CL-JUL/USD
(Exp. 16 Juni 2023)



DATE	OPEN	HIGH	LOW	RANGE	CLOSE	CHANGE	PREVIOUS
May 18 (CL-JUL)	72.80	72.98	71.56	1.42	72.03	↓ 0.70	72.73
May 18 (CL-JUN)	72.74	72.89	71.46	1.43	71.94	↓ 0.72	72.66

WEEKLY		MAY		2023	
HIGH	LOW	HIGH	LOW	HIGH	LOW
73.27 (17/May)	69.43 (15/May)	76.70 (01/May)	63.86 (04/May)	83.54 (12/Apr)	63.86 (04/May)

All price & chart based on Valbury MT4 Platform

VALBURY e-CAPITAL LTD.



DISCLAIMER:

The information contained above is intended to provide general information and does not constitute or purports to be a financial advice, investment advice, trading advice, or any other advice. Any strategies, views or opinions expressed above are not intended to be presented as an offer or solicitation for the purchase or sale of any financial instrument. Client should seek personal professional advice before making any decisions. The client should ensure that financial instruments are suitable for his/her own individual objectives, financial situation and investment needs. This report is prepared for the use of Valbury e-Capital clients. The reproduction and redistribution of this material is strictly prohibited

VALBURY e-CAPITAL LTD.