








Daily Outlook

GLOBAL MARKETS & ECONOMIES | WEEKLY ECONOMIC INDICATORS | CURRENCIES | PRECIOUS METAL | O I L |

| Counter | News | Trend | Support | Resistance |
|---|---|-------|---------|------------|
|  EURUSD | EURUSD – Harga naik setelah USD ditutup melemah pada perdagangan hari Jumat setelah Ketua Federal Reserve Jerome Powell mencapai sikap yang cukup dovish, bertentangan dengan ekspektasi pasar, mengatakan bahwa mengingat bagaimana kondisi kredit telah diperketat, bank sentral AS mungkin tidak perlu menaikkan suku bunga terlalu banyak. Resistance utama di 1.0866, support di 1.0767 | ↓ | 1.0767 | 1.0866 |
|  USDJPY | USDJPY – Harga yen menguat terhadap USD yang turun pada hari Jumat setelah pernyataan Ketua Federal Reserve Jerome Powell yang cukup dovish, mengingat bagaimana kondisi kredit telah diperketat bank sentral AS mungkin tidak perlu menaikkan suku bunga terlalu banyak serta jeda dalam negosiasi untuk menaikkan batas utang pemerintah federal sebesar \$31,4 triliun turut menekan dolar. Resistance 138.62, support 137.36 | ↓ | 137.36 | 138.62 |
|  USDCHF | USDCHF – Harga turun setelah USD ditutup melemah pada perdagangan hari Jumat setelah Ketua Federal Reserve Jerome Powell mencapai sikap yang cukup dovish, bertentangan dengan ekspektasi pasar, mengatakan bahwa mengingat bagaimana kondisi kredit telah diperketat, bank sentral AS mungkin tidak perlu menaikkan suku bunga terlalu banyak. Resistance utama 0.9045, support 0.8925 | ↑ | 0.8925 | 0.9045 |
|  GBPUSD | GBPUSD – Harga naik setelah USD ditutup melemah pada perdagangan hari Jumat setelah Ketua Federal Reserve Jerome Powell mencapai sikap yang cukup dovish, bertentangan dengan ekspektasi pasar, mengatakan bahwa mengingat bagaimana kondisi kredit telah diperketat, bank sentral AS mungkin tidak perlu menaikkan suku bunga terlalu banyak. Resistance utama 1.2489, support 1.2398 | ↑ | 1.2398 | 1.2489 |
|  AUDUSD | AUDUSD – Harga naik setelah USD turun pada hari Jumat setelah pernyataan Ketua Federal Reserve Jerome Powell yang cukup dovish, mengingat bagaimana kondisi kredit telah diperketat bank sentral AS mungkin tidak perlu menaikkan suku bunga terlalu banyak serta jeda dalam negosiasi untuk menaikkan batas utang pemerintah federal sebesar \$31,4 triliun turut menekan dolar. Resistance 0.6677, support 0.6619 | ↑ | 0.6619 | 0.6677 |
|  XAUUSD | XAUUSD – Harga emas menguat 1% pada hari Jumat memulihkan beberapa kerugian di awal pekan ini di tengah kekhawatiran baru tentang stabilitas sektor perbankan sementara investor menurunkan ekspektasi untuk kenaikan suku bunga lagi menyusul pernyataan dari ketua Federal Reserve yang mengatakan masih belum jelas apakah suku bunga AS perlu dinaikkan lebih lanjut. Resistance 1988.82 support 1958.64 | ↑ | 1958.64 | 1988.82 |
|  CLc1 (WTI) | OIL – Harga minyak turun pada hari Jumat setelah anggota DPR AS dari Partai Republik dan pemerintahan Presiden Joe Biden menghentikan pembicaraan tentang menaikkan plafon utang pemerintah meningkatkan kemungkinan gagal bayar utang AS yang dapat mengurangi permintaan energi dan dari Ketua Federal Reserve Jerome Powell mengatakan bahwa inflasi masih tinggi. Resistance 73.25, support 70.87 | ↓ | 70.87 | 73.25 |

ECONOMIC INDICATORS

| DATE | WIB | CT Y | INDICATORS | PER | ACTUAL | FORECAST | PREV. | REV. |
|----------------------|-------|--|---|-------|--------|----------|--------|--------|
| Mon/15-May-23 | 05:30 | NZ | Performance Services Index | Apr | 49.8 | -- | 54.4 | 53.8 |
| | 06:50 | JP | PPI MoM | Apr | 0.2% | 0.0% | 0.0% | 0.1% |
| | 06:50 | JP | PPI YoY | Apr | 5.8% | 7.1% | 7.2% | 7.4% |
| | 13:00 | JP | Machine Tool Orders YoY | Apr P | -12.7% | -13% | -15.2% | -- |
| | 13:30 | CH | Producer & Import Prices YoY | Apr | 1.0% | 1.1% | 2.1% | -- |
| | 13:30 | CH | Producer & Import Prices MoM | Apr | 0.2% | -0.1% | 0.2% | -- |
| | 16:00 | EZ | Industrial Production SA MoM | Mar | -4.1% | -2.5% | 1.5% | -- |
| | 16:00 | EZ | Industrial Production WDA YoY | Mar | -1.4% | 0.9% | 2% | -- |
| | 16:00 | EZ | EU Commission Economic Forecasts | | | | | |
| | 19:10 | EZ | ECB's Nagel Speaks | | | | | |
| | 19:15 | CA | Housing Starts | Apr | 261.6k | 224.6k | 213.9k | 213.8k |
| | 19:30 | CA | Wholesale Trade Sales MoM | Mar | -0.1% | -0.4% | -1.7% | -1.4% |
| | 19:30 | US | Empire Manufacturing | May | -31.8 | -3.7 | 10.8 | -- |
| | 19:45 | US | Fed's Bostic Has Opening Remarks at Financial Markets... | | | | | |
| | 20:00 | CA | Existing Home Sales MoM | Apr | | -- | 1.4% | -- |
| | 20:15 | US | Fed's Kashkari Takes Part in a Moderated Discussion | | | | | |
| | 23:00 | GB | BOE's Huw Pill speaks | | | | | |
| Tue/16-May-23 | 04:00 | US | Fed's Cook Gives Commencement Address at UC Berkeley | | | | | |
| | 07:30 | AU | Westpac Consumer Conf SA MoM | May | -7.9% | -1.7% | 9.4% | -- |
| | 07:30 | AU | Westpac Consumer Conf Index | May | 79 | 82.1 | 85.8 | -- |
| | 08:30 | AU | RBA Minutes of May Policy Meeting | | | | | |
| | 09:00 | CN | Industrial Production YoY | Apr | 5.6% | 10.9% | 3.9% | -- |
| | 09:00 | CN | Industrial Production YTD YoY | Apr | 3.6% | 4.9% | 3% | -- |
| | 09:00 | CN | Retail Sales YTD YoY | Apr | 8.46% | 8.2% | 5.8% | 5.76% |
| | 09:00 | CN | Retail Sales YoY | Apr | 18.4% | 21% | 10.6% | -- |
| | 09:00 | CN | Surveyed Jobless Rate | Apr | 5.2% | 5.3% | 5.3% | -- |
| | 13:00 | GB | Payrolled Employees Monthly Change | Apr | -136k | 15k | 31k | 42k |
| | 13:00 | GB | Claimant Count Rate | Apr | | | 3.9% | -- |
| | 13:00 | GB | Jobless Claims Change | Apr | 46.7k | 31.2k | 28.2k | 26.5k |
| | 13:00 | GB | Average Weekly Earnings 3M/YoY | Mar | 5.8% | 5.8% | 5.9% | 5.8% |
| | 13:00 | GB | Weekly Earnings ex Bonus 3M/YoY | Mar | 6.7% | 6.8% | 6.6% | -- |
| | 13:00 | GB | ILO Unemployment Rate 3Mths | Mar | 3.9% | 3.8% | 3.8% | -- |
| | 13:00 | GB | Employment Change 3M/3M | Mar | 182k | 120k | 169k | -- |
| | 15:15 | EZ | ECB's Makhlof Speaks | | | | | |
| | 16:00 | EZ | ZEW Survey Expectations | May | -9.4 | -1.0 | 6.4 | -- |
| | 16:00 | EZ | GDP SA QoQ | 1Q P | 0.1% | 0.1% | 0.1% | 0.3% |
| | 16:00 | EZ | GDP SA YoY | 1Q P | 1.3% | 1.3% | 1.3% | -- |
| | 16:00 | EZ | Trade Balance SA | Mar | | -- | -0.1b | -- |
| | 16:00 | EZ | Trade Balance NSA | Mar | 25.6b | -12.7 | 4.6b | 3.7b |
| | 16:00 | EZ | Employment QoQ | 1Q P | 0.6% | 0.3% | 0.3% | -- |
| | 16:00 | EZ | Employment YoY | 1Q P | 1.7% | 0.4% | 1.5% | -- |
| | 16:00 | DE | ZEW Survey Expectations | May | -10.7 | -5.3 | 4.1 | -- |
| | 16:00 | DE | ZEW Survey Current Situation | May | -34.8 | -37.0 | -32.5 | -- |
| | 19:15 | US | Fed's Mester Discusses the economic and Policy Outlook | | | | | |
| | 19:30 | CA | Manufacturing Sales MoM | Mar | 0.7% | 0.7% | -3.6% | -- |
| | 19:30 | CA | CPI NSA MoM | Apr | 0.7% | 0.4% | 0.5% | -- |
| | 19:30 | CA | CPI YoY | Apr | 4.4% | 4.1% | 4.3% | -- |
| | 19:30 | CA | Consumer Price Index | Apr | | -- | 155.3 | -- |
| | 19:30 | CA | CPI Core- Trim YoY% | Apr | 4.2% | 4.1% | 4.4% | -- |
| | 19:30 | CA | CPI Core- Median YoY% | Apr | 4.2% | 4.3% | 4.6% | 4.5% |
| 19:30 | US | Retail Sales Advance MoM | Apr | 0.4% | 0.7% | -1% | -0.7% | |
| 19:30 | US | Retail Sales Ex Auto MoM | Apr | 0.4% | 0.5% | -0.8% | -0.5% | |
| 19:30 | US | Retail Sales Ex Auto and Gas | Apr | 0.6% | 0.2% | -0.3% | -0.5% | |
| 20:15 | US | Industrial Production MoM | Apr | 0.5% | 0.0% | 0.4% | 0.0% | |
| 20:15 | US | Capacity Utilization | Apr | 79.7% | 79.8% | 79.8% | 79.4% | |
| 20:15 | US | Manufacturing (SIC) Production | Apr | 1% | -0.2% | -0.5% | -0.8% | |
| 21:00 | EZ | ECB's Lagarde Speaks | | | | | | |
| 21:00 | US | Fed's Barr Testifies Before House Financial Services Committee | | | | | | |
| 21:00 | US | Business Inventories | Mar | -0.1% | 0.1% | 0.2% | -- | |
| 21:00 | US | NAHB Housing Market Index | May | 50 | 45 | 45 | -- | |
| 23:15 | US | Fed's Williams Discusses Economic Outlook and Monetary... | | | | | | |
| Wed/17-May-23 | 02:15 | US | Fed's Logan Moderates Panel Discussion at Atlanta Fed confere | | | | | |
| | 06:00 | US | Fed's Bostic and Goolsbee Discuss the Economic Outlook | | | | | |

| | | | | | | | | |
|----------------------|-------|----|--|--------|-------------|-------------|-------------|-------------|
| | 06:50 | JP | GDP Annualized SA QoQ | 1Q P | 1.6% | 0.7% | 0.1% | -0.1% |
| | 06:50 | JP | GDP SA QoQ | 1Q P | 0.4% | 0.1% | 0.0% | -- |
| | 06:50 | JP | GDP Nominal SA QoQ | 1Q P | -0.3% | -0.2% | 0.4% | -- |
| | 06:50 | JP | GDP Deflator YoY | 1Q P | 2.1% | 2% | 1.2% | -- |
| | 06:50 | JP | GDP Private Consumption QoQ | 1Q P | 0.6% | 0.4% | 0.3% | 0.2% |
| | 06:50 | JP | GDP Business Spending QoQ | 1Q P | 0.9% | -0.4% | -0.5% | -0.7% |
| | 06:50 | JP | Inventory Contribution % GDP | 1Q P | | 0.1% | -0.5% | -- |
| | 06:50 | JP | Net Exports Contribution % GDP | 1Q P | | -0.2% | 0.4% | -- |
| | 07:30 | AU | Westpac Leading Index MoM | Apr | | -- | -0.01% | -- |
| | 08:30 | AU | Wage Price Index QoQ | 1Q | 0.8% | 0.9% | 0.8% | -- |
| | 08:30 | AU | Wage Price Index YoY | 1Q | 3.7% | 3.6% | 3.3% | 3.4% |
| | 11:30 | JP | Industrial Production MoM | Mar F | 1.1% | -- | 4.6% | -- |
| | 11:30 | JP | Industrial Production YoY | Mar F | -0.6% | -- | -0.5% | -- |
| | 11:30 | JP | Capacity Utilization MoM | Mar | 0.8% | -- | 3.9% | -- |
| | 16:00 | EZ | CPI YoY | Apr F | 7% | 7% | 6.9% | -- |
| | 16:00 | EZ | CPI MoM | Apr F | 0.6% | 0.7% | 0.9% | -- |
| | 16:00 | EZ | CPI Core YoY | Apr F | 5.6% | 5.6% | 5.7% | -- |
| | 19:30 | US | Housing Starts | Apr | 1401k | 1400k | 1420k | 1371k |
| | 19:30 | US | Building Permits | Apr | 1416k | 1437k | 1437k | -- |
| | 19:30 | US | Housing Starts MoM | Apr | 2.2% | -1.7% | -0.8% | -4.5% |
| | 19:30 | US | Building Permits MoM | Apr | -1.5% | -0.2% | -3% | -- |
| | 21:30 | US | DOE U.S. Crude Oil Inventories | 12-May | 5040k | -920k | 2951k | -- |
| | 21:30 | US | DOE Cushing OK Crude Inventory | 12-May | 1461k | -- | 397k | -- |
| | 21:30 | US | DOE U.S. Gasoline Inventories | 12-May | -1381k | -1060k | -3168k | -- |
| | 21:30 | US | DOE U.S. Distillate Inventory | 12-May | 80k | 57k | -4170k | -- |
| | 21:30 | US | DOE U.S. Refinery Utilization | 12-May | 1.0% | 0.5% | 0.3% | -- |
| | 22:15 | EZ | ECB's Guindos Speaks | | | | | |
| Thu/18-May-23 | 05:45 | NZ | PPI Output QoQ | 1Q | 0.3% | 0.8% | 0.9% | -- |
| | 05:45 | NZ | PPI Input QoQ | 1Q | 0.2% | 0.5% | 0.5% | -- |
| | 06:50 | JP | Trade Balance | Apr | ¥-432.4b | ¥-613.8b | ¥-754.5b | ¥-755.1b |
| | 06:50 | JP | Trade Balance Adjusted | Apr | ¥-1020b | ¥-1073.0b | 1209.9b | ¥-1210b |
| | 06:50 | JP | Exports YoY | Apr | 2.6% | 3% | 4.3% | -- |
| | 06:50 | JP | Imports YoY | Apr | -2.3% | -0.3% | 7.3% | -- |
| | 08:00 | AU | Consumer Inflation Expectation | May | | -- | 4.6% | -- |
| | 08:30 | AU | Part Time Employment Change | Apr | 22.8k | -- | -19.2k | -21.4k |
| | 08:30 | AU | Employment Change | Apr | -4.3k | 25k | 53k | 61.1k |
| | 08:30 | AU | Unemployment Rate | Apr | 3.7% | 3.5% | 3.5% | -- |
| | 08:30 | AU | Full Time Employment Change | Apr | -27.1k | -- | 72.2k | 82.5k |
| | 08:30 | AU | Participation Rate | Apr | 66.7% | 66.7% | 66.7% | 66.8% |
| | All | CH | Bank Holiday (Ascension Day) | | | | | |
| | 14:45 | GB | BOE's Huw Pill speaks | | | | | |
| | 15:00 | EZ | ECB Publishes Economic Bulletin | | | | | |
| | 15:30 | HK | Unemployment Rate SA | Apr | 3% | 2.9% | 3.1% | -- |
| | 19:30 | US | Initial Jobless Claims | 13-May | 242k | 254k | 264k | -- |
| | 19:30 | US | Continuing Claims | 6-May | 1799k | 1818k | 1813k | 1807k |
| | 19:30 | US | Philadelphia Fed Business Outlook | May | -10.4 | -19.8 | -31.3 | -- |
| | 20:05 | US | Fed's Jefferson Gives Speech on Economic Outlook | | | | | |
| | 20:30 | US | Fed's Barr Testifies Before Senate Banking Committee | | | | | |
| | 21:00 | CA | Bank of Canada Releases Financial System Review | | | | | |
| | 21:00 | US | Fed's Logan Speaks at Texas Bankers Association Convention | | | | | |
| | 21:00 | US | Existing Home Sales | Apr | 4.25m | 4.3m | 4.44m | 4.43m |
| | 21:00 | US | Existing Home Sales MoM | Apr | -3.4% | -3.6% | -2.4% | -2.6% |
| | 21:00 | US | Leading Index | Apr | -0.6% | -0.6% | -1.2% | -- |
| Fri/19-May-23 | 05:45 | NZ | Imports NZD | Apr | NZ\$6.38b | -- | NZ\$7.78b | NZ\$7.87b |
| | 05:45 | NZ | Exports NZD | Apr | NZ\$6.8b | -- | NZ\$6.51b | NZ\$6.28b |
| | 05:45 | NZ | Trade Balance NZD | Apr | NZ\$427m | NZ\$-235b | NZ\$-1273m | NZ\$-1586m |
| | 05:45 | NZ | Trade Balance 12 Mth YTD NZD | Apr | NZ\$-16800m | NZ\$-17080m | NZ\$-16398m | NZ\$-16760m |
| | 06:01 | GB | GfK Consumer Confidence | May | -27 | -27 | -30 | -- |
| | 06:30 | JP | Natl CPI YoY | Apr | 3.5% | 2.5% | 3.2% | -- |
| | 06:30 | JP | Natl CPI Ex Fresh Food YoY | Apr | 3.4% | 3.4% | 3.1% | -- |
| | 06:30 | JP | Natl CPI Ex Fresh Food, Energy YoY | Apr | 4.1% | 4.2% | 3.8% | -- |
| | 11:30 | JP | Tertiary Industry Index MoM | Mar | -1.7% | 0.3% | 0.7% | 1.7% |
| | 13:00 | DE | PPI MoM | Apr | 0.3% | -0.5% | -2.6% | -1.4% |
| | 13:00 | DE | PPI YoY | Apr | 4.1% | 4% | 7.5% | 6.7% |
| | 16:45 | GB | BOE's Haskel speaks | | | | | |
| | 19:30 | CA | Retail Sales MoM | Mar | -1.4% | -1.4% | -0.2% | -- |
| | 19:30 | CA | Retail Sales Ex Auto MoM | Mar | -0.3% | -0.8% | -0.7% | -- |
| | 19:45 | US | Fed's Williams Speaks at Monetary Policy Conference | | | | | |

| | | | | | | | | |
|----------------------|-------|----|---|--------|-----|----|-----|----|
| | 20:00 | US | Fed's Bowman Takes Part in Discussion at Bankers Convention | | | | | |
| | 20:55 | EZ | ECB's Schnabel Speaks | | | | | |
| | 22:00 | EZ | ECB's Schnabel Speaks | | | | | |
| | 22:00 | US | Fed Chair Powell, Former Chair Bernanke Speak on Policy Panel | | | | | |
| Sat/20-May-23 | 00:00 | US | Baker Hughes U.S. Rig Count | 19-May | 720 | -- | 731 | -- |
| | 02:00 | EZ | ECB's Lagarde, De Cos on Brazil Central Bank Panel | | | | | |

| DATE | WIB | CT Y | INDICATORS | PER | ACTUAL | FORECAST | PREV. | REV. |
|----------------------|-------|------|---|--------|--------|----------|--------|------|
| 22-May - 09-Jun | N/A | EZ | OECD Publishes Economic Outlook | | | | | |
| Mon/22-May-23 | 06:50 | JP | Core Machine Orders YoY | Mar | | 1.4% | 9.8% | -- |
| | 06:50 | JP | Core Machine Orders MoM | Mar | | 0.4% | -4.5% | -- |
| | 13:30 | CH | Industry & Construction Output WDA YoY | 1Q | | -- | 4.1% | -- |
| | 13:30 | CH | Industrial Output WDA YoY | 1Q | | -- | 6.1% | -- |
| | 15:30 | HK | CPI Composite YoY | Apr | | 2% | 1.7% | -- |
| | 15:45 | EZ | ECB's Vujcic Speaks | | | | | |
| | 16:00 | EZ | Construction Output MoM | Mar | | -- | 2.3% | -- |
| | 16:00 | EZ | Construction Output YoY | Mar | | -- | 2.3% | -- |
| | 16:00 | EZ | ECB Vice President Guindos Speaks | | | | | |
| | 18:30 | EZ | ECB's Holzmann Speaks | | | | | |
| | 19:30 | US | Fed's Bullard Speaks on US Economy and Monetary Policy | | | | | |
| | ALL | CA | Bank Holiday (Victoria Day) | | | | | |
| | 21:00 | EZ | Consumer Confidence | May P | | -16.9 | -17.5 | -- |
| | 21:15 | EZ | ECB's Lane Speaks | | | | | |
| | 21:15 | EZ | ECB's Villeroy speaks | | | | | |
| | 22:05 | US | Fed's Bostic and Barkin Discuss Technology-Enabled... | | | | | |
| Tue/23-May-23 | 06:00 | AU | Judo Bank Australia PMI Composite | May P | | -- | 53 | -- |
| | 06:00 | AU | Judo Bank Australia PMI Mfg | May P | | -- | 48 | -- |
| | 06:00 | AU | Judo Bank Australia PMI Services | May P | | -- | 53.7 | -- |
| | 07:30 | JP | Jibun Bank Japan PMI Composite | May P | | -- | 52.9 | -- |
| | 07:30 | JP | Jibun Bank Japan PMI Mfg | May P | | -- | 49.5 | -- |
| | 07:30 | JP | Jibun Bank Japan PMI Services | May P | | -- | 55.4 | -- |
| | 14:15 | EZ | ECB's Guindos Speaks | | | | | |
| | 14:30 | DE | HCOB Germany Manufacturing PMI | May P | | 45 | 44.5 | -- |
| | 14:30 | DE | HCOB Germany Services PMI | May P | | 55 | 56 | -- |
| | 14:30 | DE | HCOB Germany Composite PMI | May P | | -- | 54.2 | -- |
| | 15:00 | EZ | HCOB Eurozone Manufacturing PMI | May P | | 46 | 45.8 | -- |
| | 15:00 | EZ | HCOB Eurozone Composite PMI | May P | | 53.5 | 54.1 | -- |
| | 15:00 | EZ | HCOB Eurozone Services PMI | May P | | 55.5 | 56.2 | -- |
| | 15:00 | EZ | ECB Current Account SA | Mar | | -- | 24.3b | -- |
| | 15:00 | EZ | ECB's Muller Speaks | | | | | |
| | 15:30 | GB | S&P Global/CIPS UK Manufacturing PMI | May P | | -- | 47.8 | -- |
| | 15:30 | GB | S&P Global/CIPS UK Services PMI | May P | | -- | 55.9 | -- |
| | 15:30 | GB | S&P Global/CIPS UK Composite PMI | May P | | -- | 54.9 | -- |
| | 19:30 | CA | Industrial Product Price MoM | Apr | | 0.2% | 0.1% | -- |
| | 20:00 | US | Fed's Logan Gives Welcoming Remarks at Conference on... | | | | | |
| | 20:45 | US | S&P Global US Manufacturing PMI | May P | | 50 | 50.2 | -- |
| | 20:45 | US | S&P Global US Services PMI | May P | | 52.6 | 53.6 | -- |
| | 20:45 | US | S&P Global US Composite PMI | May P | | -- | 53.4 | -- |
| | 21:00 | US | New Home Sales | Apr | | 660k | 683k | -- |
| | 21:00 | US | New Home Sales MoM | Apr | | -3.4% | 9.6% | -- |
| | 21:45 | GB | BOE's Haskel speaks at Fed event | | | | | |
| | 22:00 | EZ | ECB's Villeroy Speaks | | | | | |
| Wed/24-May-23 | N/A | EZ | ECB Non-Policy Meeting in Frankfurt | | | | | |
| | 00:50 | EZ | ECB's Nagel Speaks | | | | | |
| | 05:45 | NZ | Retail Sales Ex Inflation QoQ | 1Q | | 0.2% | -0.6% | -- |
| | 07:30 | AU | Westpac Leading Index MoM | Apr | | -- | -0.01% | -- |
| | 09:00 | NZ | RBNZ Official Cash Rate | 24-May | | 5.5% | 5.25% | -- |
| | 13:00 | JP | Machine Tool Orders YoY | Apr F | | -- | -14.4% | -- |
| | 13:00 | GB | CPIH YoY | Apr | | -- | 8.9% | -- |
| | 13:00 | GB | CPI MoM | Apr | | 0.6% | 0.8% | -- |
| | 13:00 | GB | CPI YoY | Apr | | 8% | 10.1% | -- |
| | 13:00 | GB | CPI Core YoY | Apr | | 6% | 6.2% | -- |
| | 13:00 | GB | Retail Price Index | Apr | | -- | 367.2 | -- |
| | 13:00 | GB | RPI MoM | Apr | | -- | 0.7% | -- |
| | 13:00 | GB | RPI YoY | Apr | | -- | 13.5% | -- |

| | | | | | | | | |
|----------------------|-------|-----|--|--------|--|----------|----------|----|
| | 13:00 | GB | RPI Ex Mort Int.Payments (YoY) | Apr | | -- | 12.6% | -- |
| | 13:00 | GB | PPI Output NSA MoM | Apr | | -- | 0.1% | -- |
| | 13:00 | GB | PPI Output NSA YoY | Apr | | -- | 8.7% | -- |
| | 13:00 | GB | PPI Input NSA MoM | Apr | | -- | 0.2% | -- |
| | 13:00 | GB | PPI Input NSA YoY | Apr | | -- | 7.6% | -- |
| | 14:10 | AU | RBA's Jacobs-Speech | | | | | |
| | 15:00 | DE | IFO Business Climate | May | | 93 | 93.6 | -- |
| | 15:00 | DE | IFO Current Assessment | May | | 94.5 | 95 | -- |
| | 15:00 | DE | IFO Expectations | May | | 91.7 | 92.2 | -- |
| | 15:30 | GB | House Price Index YoY | Mar | | -- | 5.5% | -- |
| | 16:30 | GB | BOE's Bailey speaks at Net Zero event | | | | | |
| | 20:00 | GB | BOE Governor Andrew Bailey speaks to WSJ event | | | | | |
| | 21:30 | US | DOE U.S. Crude Oil Inventories | 19-May | | -- | 5040k | -- |
| | 21:30 | US | DOE Cushing OK Crude Inventory | 19-May | | -- | 1461k | -- |
| | 21:30 | US | DOE U.S. Gasoline Inventories | 19-May | | -- | -1381k | -- |
| | 21:30 | US | DOE U.S. Distillate Inventory | 19-May | | -- | 80k | -- |
| | 21:30 | US | DOE U.S. Refinery Utilization | 19-May | | -- | 1% | -- |
| Thu/25-May-23 | 01:00 | US | FOMC Meeting Minutes | 3-May | | -- | -- | -- |
| | 13:00 | DE | GDP SA QoQ | 1Q F | | 0.0% | 0.0% | -- |
| | 13:00 | DE | GDP NSA YoY | 1Q F | | 0.2% | 0.2% | -- |
| | 13:00 | DE | GDP WDA YoY | 1Q F | | -- | -0.1% | -- |
| | 13:00 | DE | GfK Consumer Confidence | Jun | | -24.3 | -25.7 | -- |
| | 16:00 | EZ | ECB's Guindos Speaks in Brussels | | | | | |
| | 17:30 | EZ | ECB's Nagel Speaks | | | | | |
| | 18:00 | CA | CFIB Business Barometer | May | | -- | 55.7 | -- |
| | 18:15 | EZ | ECB's Villeroy speaks in Paris | | | | | |
| | 19:30 | CA | Payroll Employment Change - SEPH | Mar | | -- | 62.5k | -- |
| | 19:30 | US | Initial Jobless Claims | 20-May | | -- | 242k | -- |
| | 19:30 | US | Continuing Claims | 13-May | | -- | 1799k | -- |
| | 19:30 | US | GDP Annualized QoQ | 1Q S | | 1.1% | 1.1% | -- |
| | 19:30 | US | Personal Consumption | 1Q S | | -- | 3.7% | -- |
| | 19:30 | US | GDP Price Index | 1Q S | | 4% | 4% | -- |
| | 19:30 | US | Core PCE QoQ | 1Q S | | -- | 4.9% | -- |
| | 21:00 | US | Pending Home Sales MoM | Apr | | -- | -5.2% | -- |
| | 21:00 | US | Pending Home Sales NSA YoY | Apr | | -- | -23.3% | -- |
| | 23:30 | GB | BOE's Haskel speaks | | | | | |
| Fri/26-May-23 | 05:00 | NZ | ANZ Consumer Confidence Index | May | | -- | 79.3 | -- |
| | 05:00 | NZ | ANZ Consumer Confidence MoM | May | | -- | 2.1% | -- |
| | | ALL | Bank Holiday (Buddha's Birthday) | | | | | |
| | 06:30 | JP | Tokyo CPI YoY | May | | 3.4% | 3.5% | -- |
| | 06:30 | JP | Tokyo CPI Ex-Fresh Food YoY | May | | 3.4% | 3.5% | -- |
| | 06:30 | JP | Tokyo CPI Ex-Fresh Food, Energy YoY | May | | 3.9% | 3.8% | -- |
| | 06:50 | JP | PPI Services YoY | Apr | | 1.4% | 1.6% | -- |
| | 08:30 | AU | Retail Sales MoM | Apr | | 0.3% | 0.4% | -- |
| | 13:00 | GB | Retail Sales Inc Auto Fuel MoM | Apr | | -- | -0.9% | -- |
| | 13:00 | GB | Retail Sales Inc Auto Fuel YoY | Apr | | -- | -3.1% | -- |
| | 13:00 | GB | Retail Sales Ex Auto Fuel MoM | Apr | | -- | -1% | -- |
| | 13:00 | GB | Retail Sales Ex Auto Fuel YoY | Apr | | -- | -3.2% | -- |
| | 14:30 | EZ | ECB's Vujcic Speaks in Dubrovnik | | | | | |
| | 19:30 | US | Personal Income | Apr | | 0.4% | 0.3% | -- |
| | 19:30 | US | Personal Spending | Apr | | 0.4% | 0.0% | -- |
| | 19:30 | US | Real Personal Spending | Apr | | -- | 0.0% | -- |
| | 19:30 | US | PCE Deflator MoM | Apr | | 0.3% | 0.1% | -- |
| | 19:30 | US | PCE Deflator YoY | Apr | | -- | 4.2% | -- |
| | 19:30 | US | PCE Core Deflator MoM | Apr | | 0.3% | 0.3% | -- |
| | 19:30 | US | PCE Core Deflator YoY | Apr | | 4.5% | 4.6% | -- |
| | 19:30 | US | Advance Goods Trade Balance | Apr | | -\$85.6b | -\$84.6b | -- |
| | 19:30 | US | Wholesale Inventories MoM | Apr P | | -- | 0.0% | -- |
| | 19:30 | US | Retail Inventories MoM | Apr | | -- | 0.7% | -- |
| | 19:30 | US | Durable Goods Orders | Apr P | | -1% | 3.2% | -- |
| | 19:30 | US | Durables Ex Transportation | Apr P | | -0.2% | 0.2% | -- |
| | 19:30 | US | Cap Goods Orders Nondef Ex Air | Apr P | | -- | -0.6% | -- |
| | 19:30 | US | Cap Goods Ship Nondef Ex Air | Apr P | | -- | -0.5% | -- |
| | 21:00 | US | U. of Mich. Sentiment | May F | | 57.7 | 57.7 | -- |
| | 21:00 | US | U. of Mich. Current Conditions | May F | | -- | 64.5 | -- |
| | 21:00 | US | U. of Mich. Expectations | May F | | -- | 53.4 | -- |
| | 21:00 | US | U. of Mich. 1 Yr Inflation | May F | | -- | 4.5% | -- |
| | 21:00 | US | U. of Mich. 5-10 Yr Inflation | May F | | -- | 3.2% | -- |
| Sat/27-May-23 | 00:00 | US | Baker Hughes U.S. Rig Count | 26-May | | -- | -- | -- |

EUR/USD

Interest Rate: 3.75% (EU) / 5.00%- 5.25% (US)



| | | |
|------------|---------|------------------|
| RESISTANCE | 1.09048 | |
| | 1.08664 | |
| | 1.08359 | |
| SUPPORT | 1.07670 | |
| | 1.07286 | |
| | 1.06981 | |
| SUGGESTION | BUY | --- |
| | SELL | 1.0815 |
| | S/L | 1.0845 |
| | T/P: | 1.0755 1.0740 |

| DATE | OPEN | HIGH | LOW | RANGE | CLOSE | CHANGE | PREVIOUS |
|--------|---------|---------|---------|-------|---------|--------|----------|
| May 19 | 1.07708 | 1.08280 | 1.07591 | 68,9 | 1.08054 | ↑ 36,1 | 1.07693 |

| WEEKLY | | MAY | | 2023 | |
|------------------|------------------|------------------|------------------|------------------|------------------|
| HIGH | LOW | HIGH | LOW | HIGH | LOW |
| 1.09038 (16/May) | 1.07591 (19/May) | 1.10908 (04/May) | 1.07591 (19/May) | 1.10947 (26/Apr) | 1.04824 (06/Jan) |

price & chart based on Valbury MT4 Platform

USDJPY

Interest Rate: 5.00%- 5.25% (US) / -0.10%(JP)



| | | |
|------------|---------|------------------|
| RESISTANCE | 139.888 | |
| | 139.284 | |
| | 138.627 | |
| SUPPORT | 137.366 | |
| | 136.762 | |
| | 136.105 | |
| SUGGESTION | BUY | --- |
| | SELL | 138.00 |
| | S/L | 138.60 |
| | T/P: | 137.35 136.75 |

| DATE | OPEN | HIGH | LOW | RANGE | CLOSE | CHANGE | PREVIOUS |
|--------|---------|---------|---------|-------|---------|--------|----------|
| May 19 | 138.675 | 138.679 | 137.418 | 126,1 | 137.971 | ↓ 69,9 | 138.670 |

| WEEKLY | | MAY | | 2023 | |
|------------------|------------------|------------------|------------------|------------------|------------------|
| HIGH | LOW | HIGH | LOW | HIGH | LOW |
| 138.738 (18/May) | 135.666 (16/May) | 138.738 (18/May) | 133.492 (04/May) | 138.738 (18/May) | 127.217 (16/Jan) |

GBP/USD

Interest Rate: 4.50% (GB) / 5.00%- 5.25% (US)



| DATE | OPEN | HIGH | LOW | RANGE | CLOSE | CHANGE | PREVIOUS |
|--------|---------|---------|---------|-------|---------|--------|----------|
| May 19 | 1.24044 | 1.24827 | 1.23911 | 91,6 | 1.24477 | ↑ 43,3 | 1.24044 |

| WEEKLY | | MAY | | 2023 | |
|------------------|------------------|------------------|------------------|------------------|------------------|
| HIGH | LOW | HIGH | LOW | HIGH | LOW |
| 1.25455 (16/May) | 1.23907 (18/May) | 1.26789 (10/May) | 1.23907 (18/May) | 1.26789 (10/May) | 1.18021 (08/Mar) |

All price & chart based on Valbury MT4 Platform

USD/CHF

Interest Rate: 5.00%- 5.25% (US) / 1.50% (CH)



| DATE | OPEN | HIGH | LOW | RANGE | CLOSE | CHANGE | PREVIOUS |
|--------|---------|---------|---------|-------|---------|--------|----------|
| May 19 | 0.90497 | 0.90578 | 0.89737 | 84,1 | 0.89966 | ↓ 52,3 | 0.90489 |

| WEEKLY | | MAY | | 2023 | |
|------------------|------------------|------------------|------------------|------------------|------------------|
| HIGH | LOW | HIGH | LOW | HIGH | LOW |
| 0.90615 (18/May) | 0.89189 (16/May) | 0.90615 (18/May) | 0.88190 (04/May) | 0.94377 (08/Mar) | 0.88190 (04/May) |

AUD/USD

Interest Rate: 3.85% (AU) / 5.00%- 5.25% (US)



| | | |
|------------|---------|------------------|
| RESISTANCE | 0.67362 | |
| | 0.67052 | |
| | 0.66777 | |
| SUPPORT | 0.66192 | |
| | 0.65882 | |
| | 0.65607 | |
| SUGGESTION | BUY | 0.6645 |
| | SELL | --- |
| | S/L | 0.6620 |
| | T/P: | 0.6675 0.6705 |

| DATE | OPEN | HIGH | LOW | RANGE | CLOSE | CHANGE | PREVIOUS |
|--------|---------|---------|---------|-------|---------|--------|----------|
| May 19 | 0.66213 | 0.66743 | 0.66158 | 58,5 | 0.66501 | ↑ 28,9 | 0.66212 |

| WEEKLY | | MAY | | 2023 | |
|------------------|------------------|------------------|------------------|------------------|------------------|
| HIGH | LOW | HIGH | LOW | HIGH | LOW |
| 0.67088 (16/May) | 0.66040 (18/May) | 0.68167 (10/May) | 0.66040 (18/May) | 0.71568 (02/Feb) | 0.65633 (10/Mar) |

All price & chart based on Valbury MT4 Platform

NZD/USD

Interest Rate: 5.25% (NZ) / 5.00%- 5.25% (US)



| | | |
|------------|---------|------------------|
| RESISTANCE | 0.63930 | |
| | 0.63487 | |
| | 0.63136 | |
| SUPPORT | 0.62342 | |
| | 0.61899 | |
| | 0.61548 | |
| SUGGESTION | BUY | 0.6270 |
| | SELL | --- |
| | S/L | 0.6235 |
| | T/P: | 0.6315 0.6350 |

| DATE | OPEN | HIGH | LOW | RANGE | CLOSE | CHANGE | PREVIOUS |
|--------|---------|---------|---------|-------|---------|--------|----------|
| May 19 | 0.62261 | 0.63045 | 0.62251 | 79,4 | 0.62784 | ↑ 52,3 | 0.62261 |

| WEEKLY | | MAY | | 2023 | |
|------------------|------------------|------------------|------------------|------------------|------------------|
| HIGH | LOW | HIGH | LOW | HIGH | LOW |
| 0.63045 (19/May) | 0.61858 (15/May) | 0.63835 (11/May) | 0.61603 (01/May) | 0.65372 (02/Feb) | 0.60837 (08/Mar) |

USD/CAD

Interest Rate: 5.00%- 5.25% (US) / 4.50% (CA)



| DATE | OPEN | HIGH | LOW | RANGE | CLOSE | CHANGE | PREVIOUS |
|--------|---------|---------|---------|-------|---------|--------|----------|
| May 19 | 1.35013 | 1.35228 | 1.34677 | 55,1 | 1.35046 | ↑ 4,2 | 1.35004 |

| WEEKLY | | MAY | | 2023 | |
|------------------|------------------|------------------|------------------|------------------|------------------|
| HIGH | LOW | HIGH | LOW | HIGH | LOW |
| 1.35668 (15/May) | 1.34032 (16/May) | 1.36383 (03/May) | 1.33139 (08/May) | 1.38608 (10/Mar) | 1.32610 (02/Feb) |

All price & chart based on Valbury MT4 Platform

EURJPY

Interest Rate: 3.75% (EU) / -0.10% (JP)



| DATE | OPEN | HIGH | LOW | RANGE | CLOSE | CHANGE | PREVIOUS |
|--------|---------|---------|---------|-------|---------|--------|----------|
| May 19 | 149.345 | 149.790 | 148.708 | 108,2 | 149.097 | ↓ 24,7 | 149.344 |

| WEEKLY | | MAY | | 2023 | |
|------------------|------------------|------------------|------------------|------------------|------------------|
| HIGH | LOW | HIGH | LOW | HIGH | LOW |
| 149.790 (19/May) | 147.285 (15/May) | 151.604 (02/May) | 146.121 (11/May) | 151.604 (02/May) | 137.377 (03/Jan) |

GOLD (XAU/USD)



| DATE | OPEN | HIGH | LOW | RANGE | CLOSE | CHANGE | PREVIOUS |
|--------|---------|---------|---------|-------|---------|---------|----------|
| May 19 | 1957.79 | 1984.05 | 1953.87 | 30.18 | 1976.11 | ↑ 18.95 | 1957.16 |

| WEEKLY | | MAY | | 2023 | |
|------------------|------------------|------------------|------------------|------------------|------------------|
| HIGH | LOW | HIGH | LOW | HIGH | LOW |
| 2022.06 (15/May) | 1951.85 (18/May) | 2078.27 (04/May) | 1951.85 (18/May) | 2078.27 (04/May) | 1804.59 (28/Feb) |

All price & chart based on Valbury MT4 Platform

SILVER – XAG/USD



| DATE | OPEN | HIGH | LOW | RANGE | CLOSE | CHANGE | PREVIOUS |
|--------|--------|--------|--------|-------|--------|---------|----------|
| May 19 | 23.482 | 23.994 | 23.373 | 0.621 | 23.799 | ↑ 0.327 | 23.472 |

| WEEKLY | | MAY | | 2023 | |
|-----------------|-----------------|-----------------|-----------------|-----------------|-----------------|
| HIGH | LOW | HIGH | LOW | HIGH | LOW |
| 24.186 (15/May) | 23.301 (18/May) | 26.110 (05/May) | 23.301 (18/May) | 26.110 (05/May) | 19.878 (10/Mar) |

OIL WTI – CL-JUL/USD
(Exp. 16 Juni 2023)



| DATE | OPEN | HIGH | LOW | RANGE | CLOSE | CHANGE | PREVIOUS |
|--------|-------|-------|-------|-------|-------|--------|----------|
| May 19 | 72.01 | 73.58 | 71.20 | 2.38 | 71.90 | ↓ 0.13 | 72.03 |

| WEEKLY | | MAY | | 2023 | |
|----------------|----------------|----------------|----------------|----------------|----------------|
| HIGH | LOW | HIGH | LOW | HIGH | LOW |
| 73.58 (19/May) | 69.43 (15/May) | 76.70 (01/May) | 63.86 (04/May) | 83.54 (12/Apr) | 63.86 (04/May) |

All price & chart based on Valbury MT4 Platform

VALBURY e-CAPITAL LTD.



DISCLAIMER:

The information contained above is intended to provide general information and does not constitute or purports to be a financial advice, investment advice, trading advice, or any other advice. Any strategies, views or opinions expressed above are not intended to be presented as an offer or solicitation for the purchase or sale of any financial instrument. Client should seek personal professional advice before making any decisions. The client should ensure that financial instruments are suitable for his/her own individual objectives, financial situation and investment needs. This report is prepared for the use of Valbury e-Capital clients. The reproduction and redistribution of this material is strictly prohibited

VALBURY e-CAPITAL LTD.